



P3066

©2022 Bestway Inflatables & Material Corp.

All rights reserved/Tous droits réservés/Todos los derechos reservados/Alle Rechte vorbehalten/Tutti i diritti riservati

Trademarks used in some countries under license from/

Marques utilisées dans certains pays sous la licence de/

Marcas comerciales utilizadas en algunos países bajo la licencia de/

Die Warenzeichen werden in einigen Ländern verwendet unter Lizenz der/

Marchi utilizzati in alcuni paesi concessi in licenza a

Bestway Inflatables & Material Corp., Shanghai, China

Manufactured, distributed and represented in the European Union by/

Fabriqués, distribués et représentés dans l'Union Européenne par/Fabricado, distribuido y representado en la Unión Europea por/

Hergestellt, vertrieben und in der Europäischen Union vertreten von/Prodotto, distribuito e rappresentato nell'Unione Europea da

Bestway Europe S.p.a., Via Resistenza, 5, 20098 San Giuliano Milanese (Milano), Italy

Distributed in Latin America by/Distribué en Amérique latine par/Distribuido en Latinoamérica por/Distribuido na América Latina por

Bestway Central & South America Ltda, Salar Ascotan 1282, Parque Enea, Pudahuel, Santiago, Chile

Distributed in Australia & New Zealand by **Bestway Australia Pty Ltd, Unit 2/98-104 Camarvon St Silverwater, NSW 2128, Australia**

Tel: Australia: (+61) 2 9037 1388; New Zealand: 0800 142 101

Distributed in United Kingdom by **Bestway Corp UK Ltd, 8 Wentworth Road, Heathfield Industrial Estate, Newton Abbot, Devon, TQ12 6TL**

Exported by/Exporté par/Exportado por/Exportiert von/Esportato da

Bestway (Hong Kong) International Ltd./Bestway Enterprise Company Limited

Suite 713, 7/Floor, East Wing, Tsim Sha Tsui Centre, 66 Mody Road, Kowloon, Hong Kong

www.bestwaycorp.com

OWNER'S MANUAL

Model No.P3066

NOTICE: READ CAREFULLY BEFORE OPERATING
AND SAVE THESE INSTRUCTIONS.

FOR HOUSEHOLD USE ONLY.

WARNING:

- 1.** Do not use the pump continuously more than 5 minutes. It can only be used again after at least 15 minutes of cooling.
- 2.** Children are strictly prohibited from operating the pump.
- 3.** After use, airbeds may require additional air to increase firmness. Add air to proper firmness.
- 4.** Make sure to fully charge the pump before inflation.
- 5.** Please charge immediately when any of the lights are flashing.
- 6.** This appliance can be used by children aged from 8 years and above and persons with reduced physical, sensory or mental capabilities or lack of experience and knowledge if they have been given supervision or instruction concerning use of the appliance in a safe way and understand the hazards involved. Children shall not play with the appliance. Cleaning and user maintenance shall not be made by children without supervision.
- 7.** The appliance must only be supplied at safety extra low voltage corresponding to the marking on the appliance.
- 8.** The battery must be removed from the appliance before it is scrapped.
- 9.** The appliance must be disconnected from the supply mains when removing the battery.
- 10.** This appliance contains battery that is non-replaceable.
- 11.** The battery is to be disposed of safely.

DISPOSAL

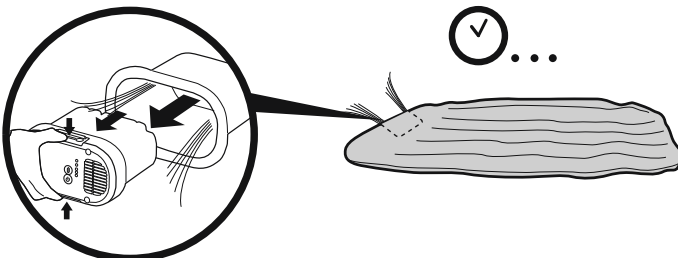
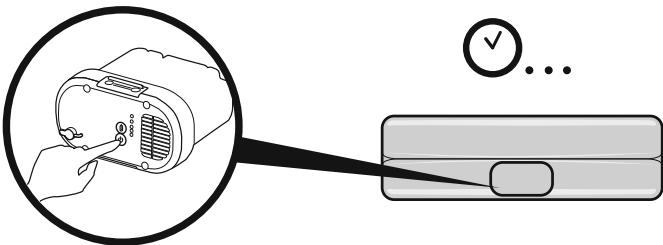
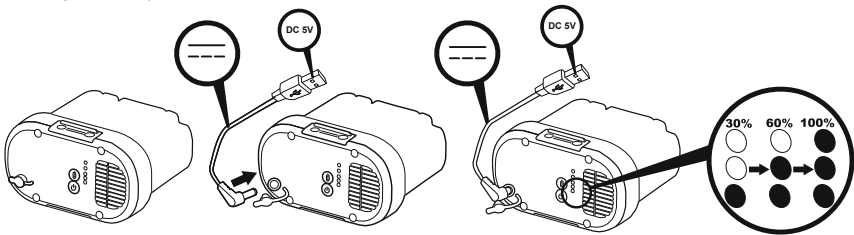






Waste electrical products should not be disposed of with household waste. Please recycle where facilities exist. Check with your local authority or retailer for recycling advice.

OPERATION

1. Charging:

- 1.1. Two lithium cell 2200mAh rechargeable batteries are inside the pump. Please charge the batteries for at least 6 hours before first use.
 - 1.2. The pump can only be used with provided Micro USB charging line. Only a DC 5V adaptor with safety certification may be used for this pump.
 - 1.3. When using charger with 2A electricity, the charging time will be around 4 hours. If using an adaptor with rated current less than 2A, the charging time will be longer.
 - 1.4. When charging, three indicator lights turn on in cycle. Three indicator lights are on at the same time indicates the electricity is full.
2. Do not block the rotation of the motor or the fan blades. Do not insert the objects into or interfere with the fan chamber.
 3. The pump must be stored in a dry location at -20°C - 45°C temperature. If the pump is not used for more than 6 months, the battery will discharge. The battery must be charged every 3 months.



-  — Green light: Inflation is complete and the airbed has reached optimal air pressure.
-  — Blue light: The main pump or secondary pump is working.
-  — Battery power button: Displays battery power. The indicator at the bottom flashes when the power is low.
-  — On/Off button: The indicator light is always on when the product is working.

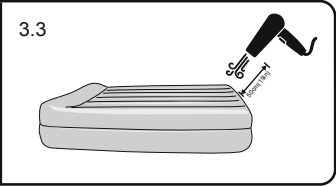
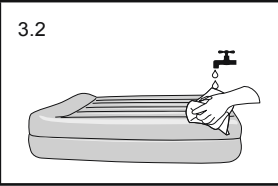
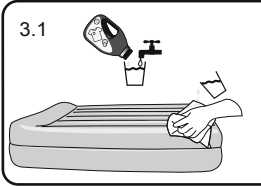
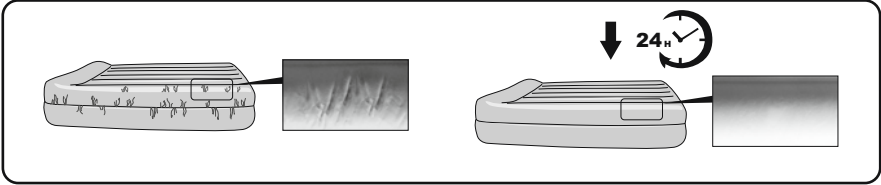
NOTE: This pump has an auto-reinflation feature. Please keep the pump turned on to maintain the specified pressure level.

The two buttons on the control panel will not work when the pump is charging.

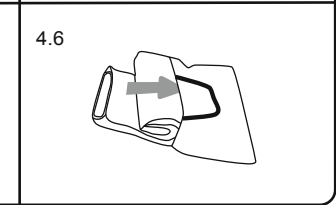
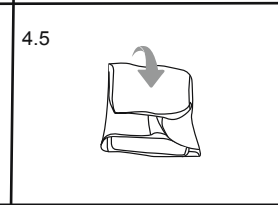
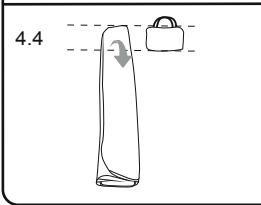
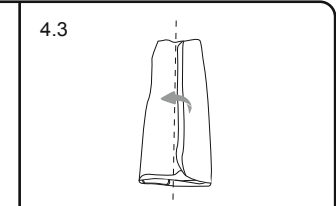
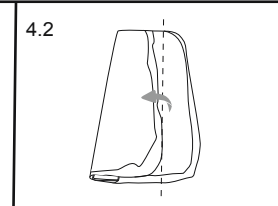
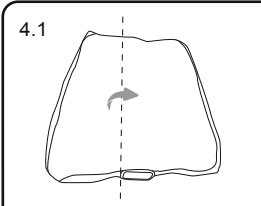
ALARM: Both green light and blue light are flashing: The airbed cannot reach the specified pressure level. Please follow steps below.

1. Ensure airbed and valve do not leak air.
2. If there are no problem, please press the power button.
The light will stop flashing.

NOTE: Drawings for illustration purpose only. May not reflect actual product. Not to scale.



59°F



PVC

