

Sense 190



IP40*

Sense 190:

Ø190mm, H:25mm

Ø170mm

Drivers for Sense 190: 230V, 50/60Hz

Phase cut dim: OT FIT 10W PC

L:102mm x W:51mm x H:22mm

DALI: OTi DALI 15

L:119mm x W:53mm x H:30mm

OT FIT 10W PC

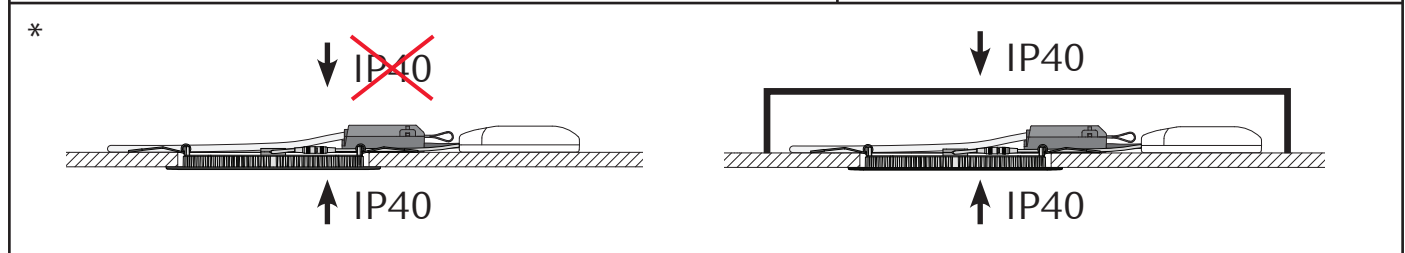
180mA

205mA

230mA

255mA

CCT	mA	V	~lm
2700K	180	30	540
3000K	180	30	570



CORPORATE OFFICE:
SG Armaturen AS
 Skytterheia 25
 4790 Lillesand
 NORGE
 Tlf:+47 37 50 03 00
 firmapost@sg-as.no
 www.sg-as.no

BRANCH OFFICE:
 SG Lighting SA/NV
 Blokhuisstraat 47
 2800 Mechelen Noord I
 BELGIQUE/BELGIË
 Tlf:+32(0) 15 20 72 71
 info.benelux@sglighting.net
 www.sglighting.net

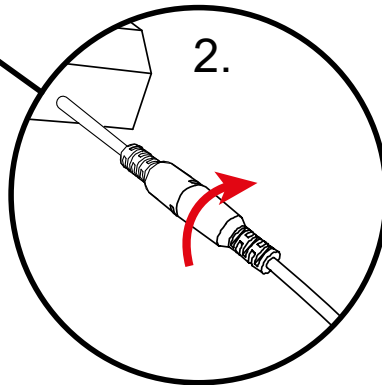
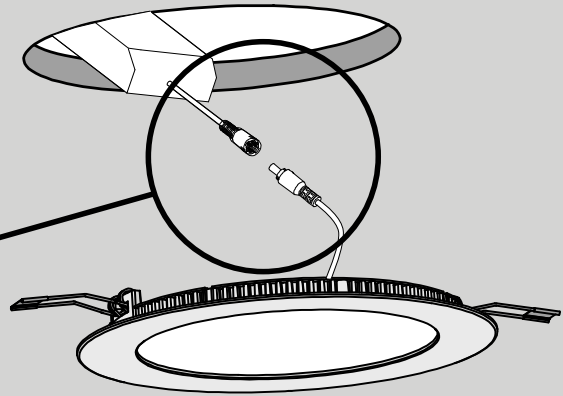
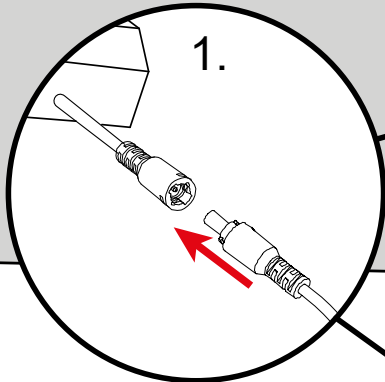
BRANCH OFFICE:
 SG Armaturen A/S
 Egebakken 19
 7400 Herning
 DANMARK
 Tlf:+45 70 70 72 13
 info@sg-as.dk
 www.sg-as.dk

BRANCH OFFICE:
 SG Lighting SA/NV
 73 rue de Saint Mandrier
 83140 Six Fours Les Plages
 FRANCE
 Tlf:+33(0) 4 94 93 00 00
 info.france@sglighting.fr
 www.sglighting.net

BRANCH OFFICE:
 SG Leuchten GmbH
 Postfach 67 04 21
 22344 Hamburg
 GERMANY
 Tlf:+49 40 23 99 44 59
 info@sg-leuchten.de
 www.sg-leuchten.de

BRANCH OFFICE:
 SG Armaturen AB
 August Barksg. 30B
 421 32 Västra Frölunda
 SVERIGE
 Tlf:+46 31 81 71 10
 info@sg-ab.se
 www.sg-ab.se

Rev: 18.10.2017



NO: Kan kun installeres av en registrert installasjonsvirksomhet

EN: Only to be installed by an authorized electrician

FR: Doit être installé par un électricien autorisé

NL: Mag alleen geïnstalleerd worden door een bevoegde elektricien

DE: Dieses Produkt darf nur durch autorisiertes Personal (z. B. Elektro-Installateur) angeschlossen und in Betrieb genommen werden

