

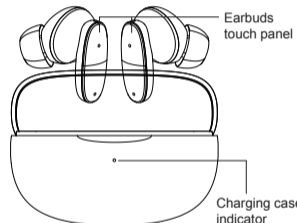


TWE-49ENC
denver.eu

11/05/2023



**True Wireless Stereo Earbuds
TWE-49ENC**



denver.eu
www.facebook.com/denver.eu
Instruction Manual

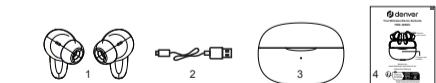


EN

Safety information

Please read the safety instructions carefully before using the product for the first time and keep the instructions for future reference.

1. This product is not a toy. Keep it out of reach of children.
2. Warning: This product includes lithium polymer batteries.
3. Keep product out of the reach of children and pets to avoid chewing and swallowing.
4. Product operating and storage temperature is from 0 degree Celsius to 40 degree Celsius. Under and over this temperature might affect the function.
5. Never open the product. Touching the inside electrics can cause electric shock. Repairs or service should only be performed by qualified personnel.
6. Do not expose to heat, water, moisture, direct sunlight!
7. Please remove the earphones in case of any leakage or excessive heat from the product to avoid burns or rash.
8. Please protect your ears against loud volume. Loud volume can damage your ears.
9. Bluetooth wireless technology operates within a range of about 10 m (30 feet). The maximum communication distance may vary depending on the presence of obstacles (people, metal objects, walls, etc.) or the electromagnetic environment.
10. Microwaves emitting from a Bluetooth device may affect the operation of electronic medical devices.
11. The unit is not waterproof. If water or foreign objects enter the unit, it may result in fire or electric shock. If water or a foreign object enters the unit, stop use immediately.



Delivery Content:

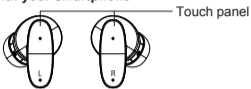
1. Two earbuds (L / R)
2. USB charging cable
3. Charging case
4. Instruction manual

2

EN

Usage Instructions

1. Pairing the earbuds with your smartphone



Step 1. The earbuds would turn on once the cover of charging case is opened (no need to take the earbuds out of it first), or long press the touch panels of both earbuds to turn on the earbuds, with voice prompt of 'Power on'.

Step 2. RED and WHITE LED would start blinking on both the earbuds. Both of the earbuds would automatically pair with each other within 5 secs.

Once they are paired with each other, one of the earbuds would show a RED and WHITE LED blinking alternatively, which means they are ready to pair with your smartphone.

Step 3. Now switch on Bluetooth in your smartphone to search for nearby devices and pair with the name 'Denver TWE-49' with voice prompt 'Connected' after the pairing succeed. Enter '0000' if prompted for password.

The earbuds would re-connect with smartphone automatically after pairing.

Notes:

The L or R earbud can be used alone to pair with your smartphone, and thus only mono sound is available.

3

EN

2. During Music Playback

- 2.1 Touch the L or R panel ONCE to Play / Pause the track
- 2.2 Touch the L or R panel TWICE to skip to Next track
- 2.3 Touch the L or R panel THREE TIMES to skip to Prev. track
- 2.4 Long touch the L or R panel for 3 seconds to trigger the Siri or Google Assistant.

3. During Calls

- 3.1 Touch the L or R panel ONCE to attend the incoming call / end the call.
 - 3.2 Touch the L or R panel for 2 seconds to reject the incoming call.
- With total 4 mics for perfect calls (ENC): The earbuds will reduce the wind and noise interference, so your words always come through loud and clear.

4. Charge the Earbuds & Charging Case

- 4.1 Put the earbuds back into the charging case and close the cover of it, the earbuds power off and start charging automatically.
- 4.2 When the Case is charging, the case indicator blinks, and indicator glows when the case is fully charged.

5. Product Parameters

Model name: TWE-49ENC
Bluetooth version: 5.3
Bluetooth name: Denver TWE-49 (L / R / Both Earbuds)
Standby time: Approx. 20 hours
Music time: 6.5 hours
Earbuds battery capacity: 3.7V 40 mAh x L / R
Charging case battery capacity: 3.7V 230 mAh

Please notice - All products are subject to change without any notice. We take reservations for errors and omissions in the manual.

4

EN

ALL RIGHTS RESERVED, COPYRIGHT DENVER A/S



Electric and electronic equipment and included batteries contains materials, components and substances that can be hazardous to your health and the environment, if the waste materials (discarded electric and electronic equipment and batteries) are not handled correctly.

Electric and electronic equipment and batteries are marked with the crossed out trash can symbol, as below. This symbol signifies that electric and electronic equipment and batteries should not be disposed of with other household waste, but should be disposed of separately.

As the end user it is important that you submit your used batteries to the appropriate and designated facility. In this manner you make sure that the batteries are recycled in accordance with legislature and will not harm the environment.

All cities have established collection points, where electric and electronic equipment and batteries can either be submitted free of charge at recycling stations and other collection sites, or be collected from the households. Additional information is available at the technical department of your city.

Hereby, Denver A/S declares that the radio equipment type DENVER TWE-49ENC is in compliance with Directive 2014/53/EU. The full text of the EU declaration of conformity is available at the following internet address: Please enter: denver.eu and then click the search ICON on topline of website. Write model number: TWE-49ENC. Now enter product page, and red directive is found under downloads/other downloads.
Operating Frequency Range: 2402 MHz - 2480 MHz
Max Output Power: 4 dbm

DENVER A/S
Omega 5A, Soeften
DK-8382 Hinnerup
Denmark
www.facebook.com/denver.eu

Warning: Lithium battery inside

Denver A/S reserve the rights for print errors
Denver A/S cannot be held responsible for any technical or typographical errors and reserves the right to make changes to the product and manuals without prior notice. If you detect any inaccuracies or omissions, please inform us at the address on the back cover.

5

EN

Contact

Nordics

Headquarter
Denver A/S
Omega 5A, Soeften
DK-8382 Hinnerup
Denmark

Phone: +45 86 22 61 00
(Push '1' for support)

E-Mail

For technical questions, please write to:
support.hq@denver.eu

For all other questions please write to:
contact.hq@denver.eu

Benelux

DENVER BENELUX B.V.
Barwoutswaarder 15C+D
3449 HE Woerden
The Netherlands

Phone: 0900-3437623

E-Mail: support.nl@denver.eu

Spain/Portugal

DENVER SPAIN S.A
Ronda Augustes y Louis Lumiere, n° 23 - nave 16
Parque Tecnológico
46980 PATERNA
Valencia (Spain)

Spain

Phone: +34 960 046 883
Mail: support.es@denver.eu

Portugal:

Phone: +35 1255 240 294
E-Mail: denver.service@satfiel.com

Germany

Denver Germany GmbH Service
Max-Emanuel-Str. 4
94036 Passau

Phone: +49 851 379 369 40

E-Mail

support.de@denver.eu

Fairfixx GmbH

Repair and service
Rudolf-Diesel-Str. 3 TOR 2
53859 Niederkassel

(for TV, E-Mobility/Hoverboards/Balanceboards,
Smartphones & Tablets)

Tel.: +49 851 379 369 69
E-Mail: denver@fairfixx.de

Austria

Lurf Premium Service GmbH
Deutschstrasse 1
1230 Wien

Phone: +43 1 904 3085
E-Mail: denver@lurfservice.at

If your country is not listed above,
please write an email to
support@denver.eu



DENVER A/S
Omega 5A, Soeften
DK-8382 Hinnerup
Denmark

denver.eu
facebook.com/denver.eu

Version 1.1