


Bestway®

58462/58469



©2023 Bestway Inflatables & Material Corp.

All rights reserved/Tous droits réservés/Todos los derechos reservados/Alle Rechte vorbehalten/Tutti i diritti riservati

Trademarks used in some countries under license from/

Marques utilisées dans certains pays sous la licence de/

Marcas comerciales utilizadas en algunos países bajo la licencia de/

Die Warenzeichen werden in einigen Ländern verwendet unter Lizenz der/

Marchi utilizzati in alcuni paesi concessi in licenza a

Bestway Inflatables & Material Corp., Shanghai, China

Manufactured, distributed and represented in the European Union by/

Fabriqués, distribués et représentés dans l'Union Européenne par/Fabricado, distribuido y representado en la Unión Europea por/

Hergestellt, vertrieben und in der Europäischen Union vertreten von/Prodotto, distribuito e rappresentato nell'Unione Europea da

Bestway Europe S.p.a., Via Resistenza, 5, 20098 San Giuliano Milanese (Milano), Italy

Distributed in Latin America by/Distribué en Amérique latine par/Distribuido en Latinoamérica por/Distribuido na América Latina por

Bestway Central & South America Ltda, Salar Ascotan 1282, Parque Enea, Pudahuel, Santiago, Chile

Distributed in Australia & New Zealand by **Bestway Australia Pty Ltd, Unit 2/98-104 Carnarvon St Silverwater, NSW 2128, Australia**

Tel: Australia: (+61) 2 9037 1388; New Zealand: 0800 142 101

Distributed in United Kingdom by **Bestway Corp UK Ltd, 8 Wentworth Road, Heathfield Industrial Estate, Newton Abbot, Devon, TQ12 6TL**

Exported by/Exporté par/Exportado por/Exportiert von/Esportato da

Bestway (Hong Kong) International Ltd./Bestway Enterprise Company Limited

Suite 713, 7/Floor, East Wing, Tsim Sha Tsui Centre, 66 Mody Road, Kowloon, Hong Kong

www.bestwaycorp.com



OWNER'S MANUAL

58462/58469 Skimatic Filter Pump



Visit the Bestway YouTube channel

IMPORTANT SAFETY INSTRUCTIONS

READ AND FOLLOW ALL INSTRUCTIONS

Carefully read, understand, and follow all information in this user manual before installing and using the Skimatic Filter Pump. These warnings, instructions, and safety guidelines address some common risks of water filtration systems, but they cannot cover all risks and dangers in all cases. Always use caution, common sense, and good judgment when enjoying any water activity. Retain this information for future use. In addition, the following information can be supplied depending on the Skimatic Filter Pump type. Keep the instructions in a safe place. If instruction is missing, search it on the website www.bestwaycorp.com/support.

WARNING

- The pump cannot be using while people are inside the pool.
- The pump is to be supplied by an isolating transformer or supplied through a residual current device (RCD) having a rated residual operating current not exceeding 30mA.
- Consult a qualified electrician for any questions.
- Disconnect the pump from the supply mains before carrying out user maintenance such as cleaning the filter.
- Pollution of the liquid could occur due to leakage of lubricants.
- The plug of pump shall be at least 3.50m away from the pool.
- The pump unit must only be supplied at safety extra low voltage corresponding to the marking on the appliance.
- The supply cord cannot be replaced. If the cord is damaged the

appliance should be scrapped.

- Disconnect the pump from the supply mains before carrying out user maintenance such as cleaning the filter.
- This appliance shall not be used by children.
- Cleaning and User maintenance shall not be carried out by children.
- Always disconnect the appliance from the supply before assembling, disassembling or cleaning.
- Appliances can be used by persons with reduced physical, sensory or mental capabilities or lack of experience and knowledge if they have been given supervision or instruction concerning use of the appliance in a safe way and if they understand the hazards involved.
- Children shall not play with the appliance.
- Pumps without indication that they are protected against the effect of freezing shall not be left outside during freezing weather conditions.
- It is necessary to have the plug accessible after installation of the pool.
- Keep the transformer away from the pool and the filter pump more than 3.5 m.
- When the appliance will be not used for a long time, such as in the winter, the pool set should be disassembled and stored indoor.
- Electric installations should follow national wiring rules.
- Only the media provided or specified by the manufacturer is to be used with product installation.
- It is essential to check that the suction openings are not obstructed.
- It is advisable to stop the filtration during maintenance operations on the filtration system.
- Regularly monitor the filter clogging level.
- A weekly check is recommended for cleaning.
- Minimum daily filtration operating time of 8 hours is recommended to ensure clear pool water.
- It is essential to change any damaged element or set of elements as soon as possible. Use only parts approved by person responsible for placing the product on the market.

- All filters and filter media shall be inspected regularly to ensure that there is not a build-up of detritus thus preventing good filtration.
- The disposal of any used filter media should also be in accordance with applicable regulations/legislation.
- The water circulation installation shall comply with the European as well as national/local regulations, especially when dealing with electrical issues. Any change of valve position, pump size, grille size can cause a change of the flow and the suction velocity can be increased.
- Extension cords can't be used.
- Please read the instruction manual carefully and keep it for future reference.
- If instruction is missed, please contact with Bestway or search it in website: www.bestwaycorp.com.

DISPOSAL



Electrical products should not be disposed of with household waste. Please recycle where facilities exist. Check with your local authority or retailer for recycling advice.

SAFETY TECHNICAL INSTRUCTIONS

- Do not bury cord. Locate cord to minimize abuse from lawn mowers, hedge trimmers, and other equipment.
- Cleaning and user maintenance must be performed by an adult above 18 years old who is familiar with the risk of electric shock.
- This pump is for use with storable pools only. Do not use with permanently-installed pools. A storable pool is constructed so that it is capable of being readily disassembled for storage and reassembled to its original integrity. A permanently-installed pool is constructed in or on the ground or in a building such that it cannot be readily disassembled for storage.
- Using the pump with an unmatched electrical supply is dangerous and will result in catastrophic failure of the pump.
- Before removing, cleaning, serving or making any adjustments to the product, always unplug this product from the electrical outlet.
- Do not modify the plug in any way or use plug adaptors to connect unit to electric supply.
- Handle the pump with care. Do not pull or carry the pump by the power cord. Never pull a plug from the outlet by yanking the power cord. Keep cord free from abrasions. Sharp objects, oil, moving parts, and heat should never be exposed to the filter pump.
- Please examine equipment before use. Notify Bestway at the customer service address listed on this manual for any damaged or missing parts at the time of purchase. Verify that the equipment components represent the filter pump model that you had intended to purchase.

- Pay attention to position of pool and pump so adequate ventilation, drainage, and access for cleaning is available. Never place pump in an area that may accumulate water, or in an area where foot traffic will flow around the pool.
- Atmospheric conditions may affect the performance and life span of your filter pump. Unnecessary wear and tear may occur during periods of cold, heat and exposure to sun. Whenever possible, shelter the pump from these conditions. It is important to ensure the factory equipped stopper plugs for the inlet and outlet ports replace the screens before removal or maintenance on the pump is attempted.
- Do not add chemicals in the filter pump.
- Don't plug or unplug the appliance if your hand is wet.
- Always unplug the appliance: on raining days, before cleaning or other maintenance and leave it unattended on holidays.
- Read the instructions before using the appliance and installation/reassembly every time.
- In case of doubt on the pump or any circulation devices, contact a qualified installer, or the manufacturer/importer/distributor.
- Mind all the safety requirements and recommendations described in the manual.
- This product is not intended for commercial use.

SETUP

CHECK LIST

To check the parts included in the box, consult the part list inside this manual. Verify that the equipment components represent the model that you had intended to purchase. In case of any damaged or missing parts at the time of purchase, visit our website bestwaycorp.com/support.

INSTALLATION

- For the installation instruction refer to the illustration steps [X]. Drawings are for illustration purposes only. May not reflect actual product. Not to scale.
- Bestway will not be responsible for any damage caused to the Skimatic Filter Pump due to mishandling or failure to follow these instructions.
- It is imperative to check that the hydraulic connectors are not obstructed.
- Do not dry run the Skimatic Filter Pump. Make sure both the pool's inlet and outlet valves are fully covered by water before operating the Skimatic Filter Pump.

MAINTENANCE

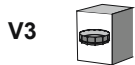
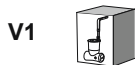
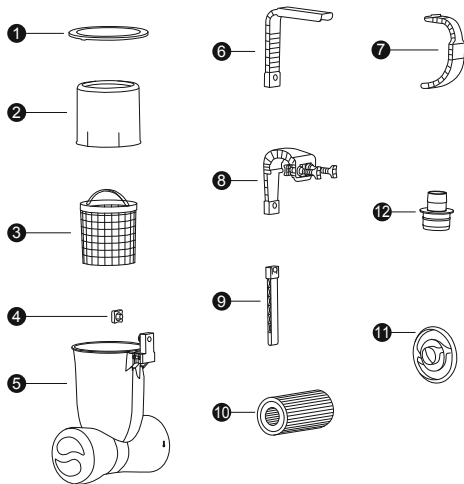
- Make sure that the Skimatic Filter Pump is unplugged before any maintenance.
- For the maintenance instruction refer to illustration steps [X] inside this manual. Drawings are for illustration purposes only. May not reflect actual product. Not to scale.
- To optimize the Skimatic Filter Pump performance and for sanitary reasons, we suggest replacing the filter cartridge with a new one every two weeks.

STORAGE

- Remove all accessories; be sure that Skimatic Filter Pump is completely clean and dry before the storage. If all the parts are not completely dry, mold may result.
- Before storage, remove and dispose of the filter cartridge.
- We strongly recommend disassembling the Skimatic Filter Pump when the environment temperature is below 10°C / 50°F.
- Store the Skimatic Filter Pump in a dry place with a moderate temperature between 10°C / 50°F and 38°C / 100°F.

WARRANTY TERMS

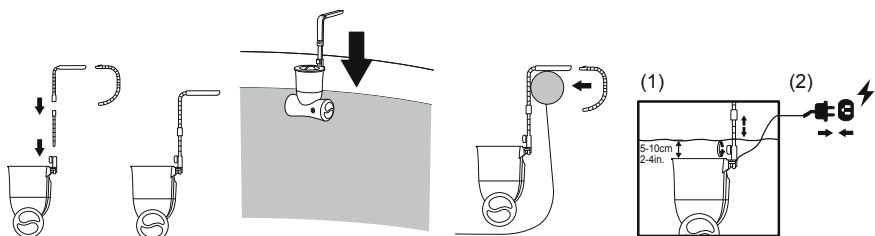
For information concerning warranty terms, visit our website at: www.bestwaycorp.com.



	V1	V2	V3
1	x1	x1	x1
2	x1	x1	x1
3	x1	x1	x1
4	x1	x1	x1
5	x1	x1	x1
6	x1	x1	x0
7	x1	x1	x0
8	x1	x0	x1
9	x1	x1	x1
10	x1	x1	x1
11	x1	x1	x1
12	x1	x1	x1



V1/V2



V1/V3

