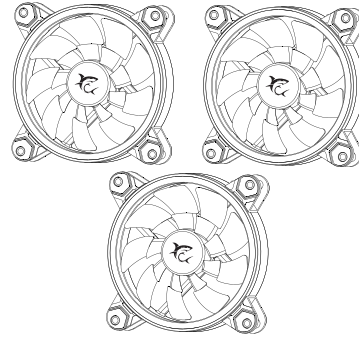


普通书纸印刷，尺寸：160x120mm




GCF-1262-04-V ARGB KIT
NEBULA

USER MANUAL

The NEBULA provides 3 ARGB cooling fans with a 1100 RPM cooling performance and a powerful lighting system that gives up to 220 effects.

Follow this sheet to enjoy all its features.

Remote Control functions

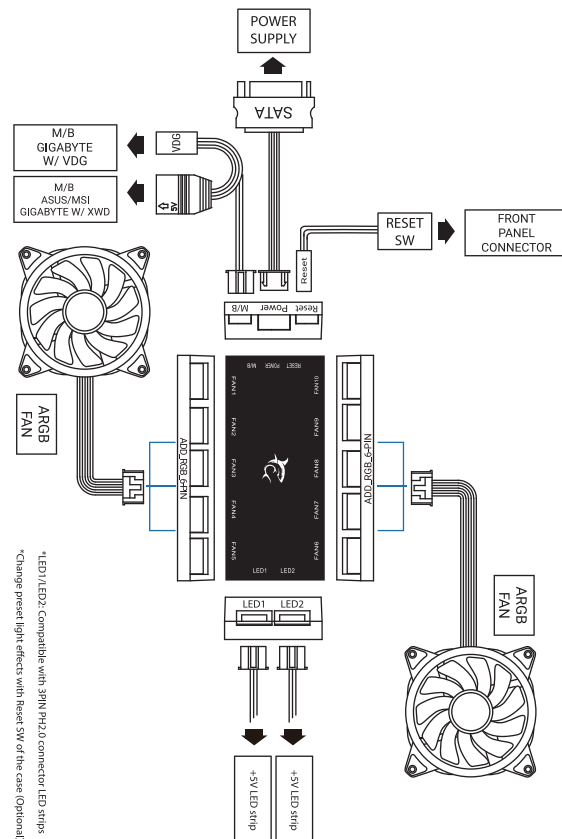


- S+/S-: Increase/Decrease the speed of the fans
- M+/M-: Next/Previous lighting mode
- : Increase/Decrease lighting brightness
- : Predefined Colors
- : Switch between Remote Control mode and Motherboard Control mode
- AUTO: Lighting effect automatic change

Lighting control

- **RF remote control system**
Choose between 220 default lighting modes thanks to a quick and easy controller
- **ARGB motherboard connection system**
 1. Hold the M/B button for 5 seconds to switch to Motherboard Control mode. (NOTE: The controller won't work in this mode)
 2. Press On for 5 seconds to switch back to Remote Control mode.

Note to user: Check for ARGB compatibilities on your motherboard's user manual. Please keep this sheet for future reference. Visit our website www.whiteshark.biz for more info about your product.



*LED1/LED2: Compatible with 3Pin PH2.0 connector, LED strips
*Change preset light effects with Reset SW of the case (Optional)