





**Celebrate British innovation, design and style
with our best-ever product range.**

**For 80 YEARS our unique approach to quality,
technology and simplicity has made life at
home beautifully easy.**



- 1936** Former colleagues, Donal Morphy an engineer and Charles Richards a salesman teamed up and on the 8th July 1936 registered their new enterprise as a private company manufacturing and dealing in electrical, gas, radio and television equipment.
- 1940** Began a programme of expansion into other areas after the Second World War. Launched as a public company in 1947 then merged with Astral, a Dundee based firm that manufactured and sold spin dryers and refrigerators.
- 1950** New irons were developed that featured bevelled soleplates for ironing around buttons and calibrated heat control, as well as pilot lights and comfortable grips. 1954 saw the first heat-controlled steam and dry iron with its own boiler and 25 minutes of steam assisted ironing.
- 1960** Donal Morphy sold his shares to EMI, prompting a take-over. Charles Richards joined GEC, heading their domestic appliance business in 1963. New Managing Director Willis Roxburgh decided to place more emphasis on large domestic appliances and in 1961 opened a second factory in Dundee.
- 1970** By 1972 BDA (incorporating Hotpoint, English Electric, GEC and Morphy Richards) had become the biggest manufacturers of electrical appliances in the UK with a turnover of £50 million generated by 10,700 employees. Two years later, the group grew after merging with Schreiber Furniture Organisation and then BDA changed its name to Hotpoint in 1975.
- 1980** Sold in April 1982 to Capital for Industry, who were a holding company owned by the Throgmorton Trust. With an awareness of contemporary design and Innovation, product development flourished with new irons, radio cassettes and portable TVs, as well as a sandwich toaster.
- 1990** Innovation throughout the 90s with our branded products ensured that we were among the most advanced manufacturers of household appliances.
- 2000** In November 2000 and June 2007 the Mexborough site flooded but from the heroic efforts by all employees the business was able to run with minimum disruption from a temporary site that became our new home in 2008.

**2016 CELEBRATING
80 YEARS
OF SMART IDEAS.**

BREAKFAST

Redefine / 6 - 7

Accents Special Edition / 8 - 9

Accents / 10 - 11

Aspect / 12 - 13

Prism / 14 - 15

Chroma / 16

Tea Maker / 17

Accents Digital Coffee Maker / 18

Accents Espresso Machine / 18

WORKTOP COOKING

Total Control / 20 - 23

Sauté and Soup Maker / 24

Sear and Stew Slow Cooker / 25

Intellisteam / 26

3-in-1 Slow Cooker / 27

Breadmakers / 28 - 29

Health Fryer / 30

HOUSEHOLD CLEANING

13-in-1 Steam Mop / 33

9-in-1 Steam Mop / 34

GARMENT CARE

Vapocare / 36 - 37

Steam Generator with Surge / 38 - 39

Breeze / 40 - 41

Turbosteam PRO / 42 - 43

PRODUCT SPECIFICATIONS

44 - 77



Redefine Breakfast Range

Seeing is Believing.

Visually stunning glass kettle and toaster with revolutionary glass technology that makes perfect toast.



Redefine Toaster

- THERMOGLASS™ technology - perfectly even toast
- Automatic rise and fall of bread carriage
- Illuminated countdown timer
- Sound notifications

228000

Redefine Kettle

- Toughened Duran Schott™ glass design
- Illuminated body
- Limescale filter

108000



Scan here to see a demonstration

Hot Water Dispenser Precise Quiet Efficiency.

For drinks or cooking the Hot Water Dispenser delivers precisely the right amount at exactly the right temperature, whatever the task.

Hot Water Dispenser

- Variable temperature
- Precise volume selection
- Auto dispense
- 3L water tank
- Brita filter

131000



red dot award 2015 winner



Accents Special Edition

To celebrate our 80th anniversary we are launching Accents Special Edition in 3 timeless, matt velvety finish colours.



Sand
102101



242101



222004



Azure
102100



242100



222003



270002*



Pebble
102102



242102



222005



270001**

Kettle

- Whistle function
- Pull-up lid
- 1.5 litre capacity
- Removable limescale filter
- Easy view water window
- Illuminated on/off switch

Toasters

- Variable browning control
- Removable crumb tray
- Vari-width slots
- Illuminated reheat and frozen buttons

*Sandwich Cage and **Warming Rack


- Suitable for Accents, Aspect, Prism and Chroma 2 and 4 slice toasters
- Cool touch handles

Accents

Add colour to your kitchen.


Pour Over Coffee Maker

- Pre-soak function for fuller, smoother flavour
- Cupcake style filter for even coverage
- Programmable timer with delay strength selector and keep warm function
- Stainless steel side panels
- Water level indicator
- Heat resistant glass jug and lid
- Deep clean function




Kettle

- Whistle function
- Pull-up lid
- 1.5 litre capacity
- Removable limescale filter
- Easy view water window
- Illuminated on/off switch



2 and 4 slice Toasters

- Variable browning control
- Removable crumb tray
- Vari-width slots
- Illuminated reheate and frozen buttons



Aspect

Design precision brought to life.

A premium breakfast range, designed to be authentic with a modern twist which speaks for itself with exceptional craftsmanship and quality.

Toaster

- Stainless steel body
- Removable crumb tray
- Intelligent toasting: variable browning controls with reheat and frozen functions

Kettle

- Stainless steel body
- Perfect pouring spout
- 1.7 litre capacity
- Removable metal limescale filter
- Illuminated on/off switch



Black with red base



100002



240002

White with blue base



100003



240003

Titanium with purple base



100004



240004

White with wood trim on base and kettle handles



100005
Kettle container only



240005

Prism

Shatter convention.

Prism collection is a leading iconic design piece for those who don't worry about going against the crowd.

Kettle

- Textured polished body
- 1.5 litre capacity
- Removable limescale filter
- Easy view water window
- Illuminated on/off switch

Toaster

- Textured polished body
- Removable crumb tray
- Variable browning
- Illuminated defrost, reheat and cancel functions



Blue
108104*



248104



Black
108101



248101



Yellow
108108*



248108



Orange
108106*



248106



Green
108105*



248105



Purple
108107*



248107



White
108102



248102



White
108252*



Black
108251*

*Kettle container only

Chroma

Everyday has never been so good.

Black

Kettle (container only) 101402

- Plastic body with brushed chrome trim
- 1.5 litre capacity
- Removable limescale filter
- 1 cup boil
- Illuminated on/off switch

2 slice toaster (container only) 221152

- Plastic body with brushed chrome trim
- Removable crumb tray
- Variable browning
- Illuminated reheat, defrost and cancel buttons
- Non slip feet



Tea Maker

The perfect cup of tea everytime.

- Stainless steel hopper basket (in lid) for easy cleaning
- 1 litre capacity 'Duran Schott' glass body with cool touch, textured handle
- 3 strength settings
- 3 temperature settings

43970



Unique Tea Steeping Technology

Water is heated to the optimum temperature before being pumped through the handle and over the tea for full flavour release.



Accents Digital Coffee Maker

- Programmable timer with delay and keep warm functions
- Fast brew – makes 12 cups
- Anti-drop device
- Heat resistant glass jug and lid
- Fail safe cut out
- Stainless steel side and front panels
- Water level indicator

Red
162005



Brushed
162007



Black
162003



White
162002

Accents Espresso Machine

- Chrome plated buttons with LED illumination
- Variable steam
- Removable water tank
- Frother nozzle
- Double cup dispenser
- Removable drip tray with full indicator
- Two stainless steel filters for 1 and 2 cup options

Brushed
172004



Pebble
172005



WORKTOP
COOKING

Your helping hand
in the kitchen

Total Control

Power to create with confidence.



- **Load sensing** – automatically increases power to maintain speed
- **Energy efficient** – only supplies the amount of power required. The effect is lower power consumption
- **Improves result** – produces a better mixture in a faster time



Download the free **Cook and Create** app for step-by-step recipes



Blend Express Pro 403038

- Smart Response Technology
- Pre-set programs: ice, salsa and dips, smoothies
- Portable
- BPA free

Table Blender 403040

- Smart Response Technology
- 4 Pre-set programs: sauces/dips, smoothies, soup and ice
- 1.5 litre working capacity
- 2 spouts: open and mesh
- Tritan BPA free jug
- Extra large blades

Soup Maker 501020

- Smart Response Technology
- Pre-set programs
- Portion control
- Keep warm and reheat functions
- Easy clean program
- Removable pan
- Serrator blade

Hand Blender 402050

- Smart Response Technology
- Precision control trigger
- Stay sharp Serrator blade
- Anti-splash technology
- Speed identification
- Full range of accessories



Total Control

Power to create with confidence.



- **Load sensing** – automatically increases power to maintain speed when it detects motor load and a reduction in spindle speed
- **Energy efficient** – only supplies the amount of power required. The effect is lower power consumption
- **Improves result** – produces a better mixture in a faster time.



Download the free **Cook and Create** app for step-by-step recipes



Stand Mixer Pro 400015

- Smart Response Technology
- 6 Auto mixing programs
- 800 watt load sensing motor
- 5 litre stainless steel mixing bowl
- Pause function
- Accessories

Folding Stand Mixer 400405

- Smart Response Technology
- 2 Auto mixing programs
- Compact folding design
- 3.5 litre stainless steel mixing bowl
- Accessories

Hand Mixer 400505

- Smart Response Technology
- Precision control trigger
- Speed lock
- Variable speed control
- Pulse function
- Compact cable storage
- Accessories




Sauté and Soup Maker

Delicious homemade soup in an instant.

5 functions:

- Sauté
- Blend
- Chunky
- Smooth
- Juice
- Stainless steel body
- 1.6 litre capacity
- Cool touch handle
- Non-stick cooking surface
- Serrator blade

501014



Download the free **Cook and Create** app for step-by-step recipes



Sear and Stew Slow Cooker

More capacity, less space.

- Sear and stew functionality
- Non-stick coating
- Easy clean
- 4.5 litre capacity
- Cool touch handles
- Hob proof pot, suitable for gas and electric cookers
- Base fits inside the pan for compact storage

460751



Download the free **Cook and Create** app for step-by-step recipes



Intellisteam

Brings the whole meal together at precisely the same time.

Intellisteam has an intelligent digital timer and three individually controlled heat elements that allow the cooking times

of different foods to be coordinated so everything finishes cooking together, freeing you to relax.

48780

- Personalise settings
- 8 litre capacity
- Single tier design
- Dishwasher safe containers
- Pre-programmed time settings for different food types

3-in-1 Slow Cooker

Seal, stew and slow cook from start to finish, all in one.

- Stainless steel, hob proof pot, suitable for gas and electric cookers
- Preset digital display
- 3 slow cook settings, 1 fast stew and keep warm function
- Silicone handles and glass lid
- 2 x 15 minute browning cycles
- Base fits in pot for compact storage

461007

MORE ENERGY EFFICIENT
USES UP TO
25%
LESS ENERGY
THAN A REGULAR COOKER HOB



Breadmaker Premium Plus

**Baking the perfect loaf of bread
has never been easier.**

- Fast bake setting – bakes a loaf in 70 minutes
- Automatic fruit, nut and seed dispenser
- Easy view window
- 19 programs
- 12 hour delay timer
- Collapsible kneading blade – reduces size of hole in loaf

48319



Breadmaker

**Wake up to homemade
bread every day.**

- 13 programs including 85 minute fast bake
- 3 loaf sizes
- 5 crust settings
- 12 hour delay timer
- Easy view window

48326





Health Fryer

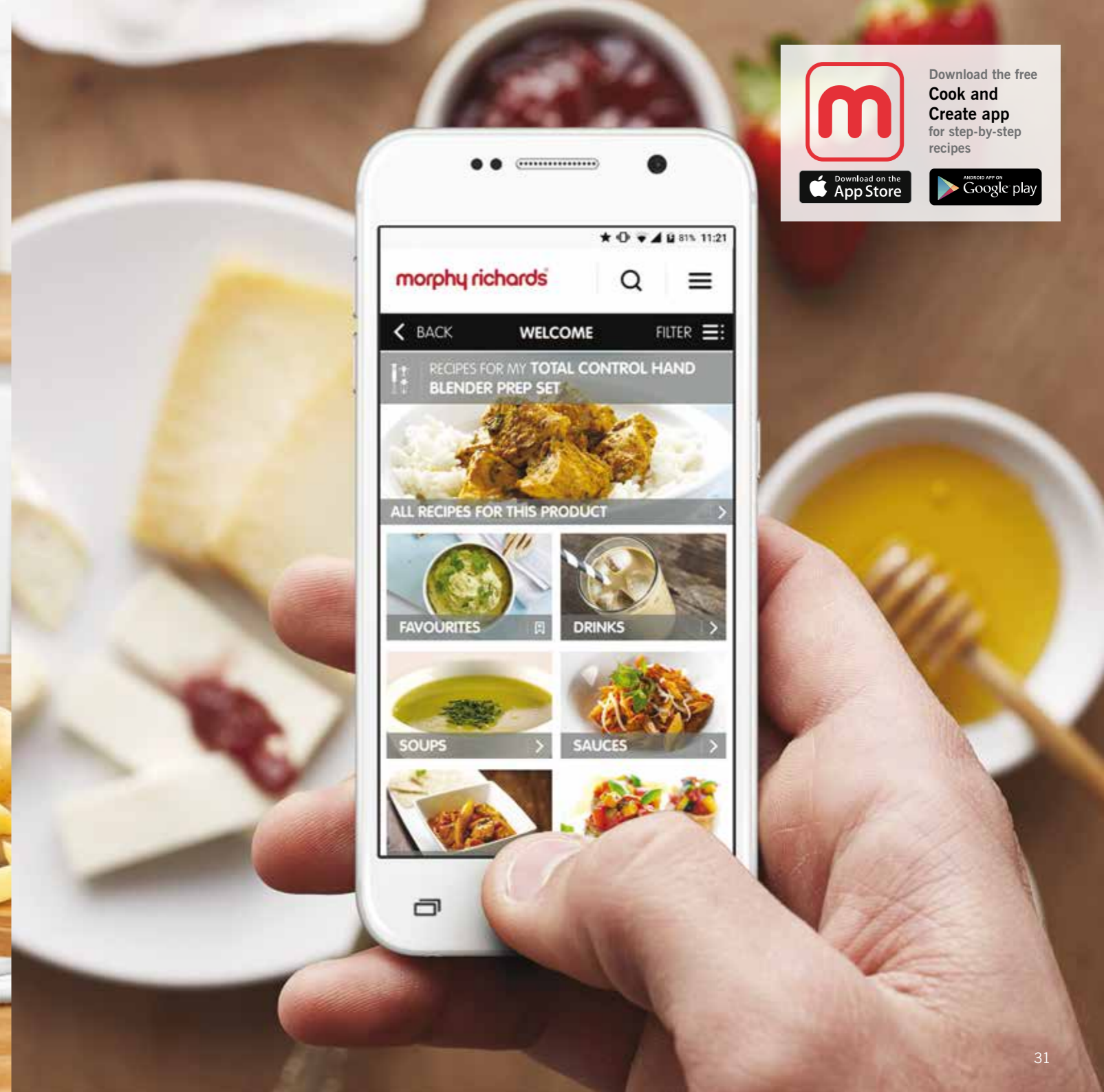
A healthier alternative to frying.

- Rapid air technology for even cooking
- Low oil frying
- 5 functions: fry, roast, bake, grill and defrost
- Extra large 3 litre capacity
- Adjustable cooking times and temperatures
- Easy to use touch screen display
- Accessories: cake and fry pan

480002



Download the free **Cook and Create** app for step-by-step recipes



Download the free **Cook and Create** app for step-by-step recipes



HOUSEHOLD CLEANING

—
All round
cleaning confidence
—



13-in-1 Steam Mop

For a variety of surfaces all
around your home.

- Up to 13 cleaning functions
- 2-in-1 functionality
- Extra large floorhead for faster cleaning
- Fragrance spray function
- 15 minutes running time
- Variable steam
- Easy fill 300ml water tank with window
- Suitable for carpets and hard floors
- Accessories
- Replaceable antiscaling cartridge

720027



9-in-1 Upright and Handheld Steam Mop

Flexibility of an upright and a handheld steam cleaner with multi-functional use.

- Cleans a multitude of surfaces around the home
- 9-in-1 functionality
- Heat up time less than 30 seconds
- 14 minutes running time
- Detachable handheld use
- Accessories

720020



GARMENT CARE

—
Always at hand for
ironing excellence
—

Redefine Vapocare

A multi-award winning product that gives your clothes the care they deserve.

Now there's a new way to iron; our innovative Vapocare iron with patented ThermoGlass™ and Vapour technology is designed to be gentle on your garments while efficiently removing the toughest of creases with ease.

360001

- Vapour technology
- Precision vapour trigger
- THERMOGLASS™ technology
- One touch temperature control
- Ergonomic design
- 100% limescale free
- Removable water tank
- Quiet and efficient
- Uses 75% less energy
- Uses 80% less water, allowing 2 hours of continuous ironing time



reddot award 2015
winner



UX DESIGN AWARDS
Nominated 2015



Scan here to see a demonstration

Steam Generator with Surge

**Steam ahead with
ultimate power!**

- Ceramic soleplate for ultimate glide-ability
- 6.5 bar pressure
- 300gsm surge steam
- 160g steam shot
- Limescale management; light will illuminate to indicate when the reservoir needs cleaning
- Removable 2 litre water tank for uninterrupted light ironing
- Auto shut off
- Vertical steaming

330001



Breeze

Breeze through your ironing with ease.

Non-stick soleplate for effortless ironing and the ultimate gliding ability.

- Fast heat up 2400 watts
- Twin steam technology
- Anti scale
- Self clean
- Anti drip
- 350ml water tank
- Non-stick soleplate (ionic soleplate for red model only)
- Easy fill reservoir

Red	Black	Blue
300259	300260	300261





Turbosteam PRO

Turbo boosted features to get a great finish FAST.

- Ionic soleplate reduces static and glides easily over fabrics leaving a silky smooth, crease free finish
- Limescale management - self clean and anti-scale to help prolong product life
- 400ml clear view water tank
- 3 metre power cord
- Ergonomic soft touch handle

Tri Zone Technology:

- Precision tip for pristine results in hard to reach areas
- Constant steam - relaxes fibres for easy crease removal
- Pressing plate - removes excess water to avoid re-creasing

- 303111, 303106: Auto shut off
- 303106 model only: Electronic dial

Pink	Blue	Black
303110	303111	303106

Breakfast



Model	108000
Sub Brand	Redefine
Description	Redefine Kettle
Power	2.2 Kilowatts
Finish	Brushed chrome trim and 'Duran Schott' glass body
Colour	Black
Capacity	1.5 litres
Fail Safe Cut Out	•
Limescale Filter	•
Hinged Lid	
Water Level Indicator	•
Concealed Element	•
360° Cordless Base	•
Illumination	On / Off Switch
Whistle on Boil	
Matching Toaster	228000
Additional Features	Non slip feet

Product dimensions w x h x d (mm)	170 x 293 x 218
Product weight (g)	1393
Gift box dimensions w x h x d (mm)	204 x 325 x 245
Gift box weight (g)	1883
Gift box barcode	5011832046116
Transit barcode	N/A



Model	228000
Sub Brand	Redefine
Description	Redefine Toaster
Power	2000 watts
Finish	Stainless steel with tinted THERMOGLASS™
Colour	Black with chrome details
Variable Browning Control	•
Frozen Bread Setting	•
Cancel Button	•
Removable Crumb Tray	•
Vari-width slots	•
Illumination	•
Matching Kettle	108000
Additional Features	THERMOGLASS™ technology See bread toasting evenly Automatic rise and fall bread carriage Countdown timer Sound alert when reached toasting stage Glass cleaning spatula Non slip feet

Product dimensions w x h x d (mm)	151 X 223 X 412
Product weight (g)	4600
Gift box dimensions w x h x d (mm)	192 X 280 X 476
Gift box weight (g)	5270
Gift box barcode	5011832052223
Transit barcode	N/A



Model	131000
Sub Brand	Redefine
Description	Hot Water Dispenser
Power	2.2 Kilowatts
Finish	Stainless steel translucent grey painted front panel
Capacity	3 litres (50/50 split with Brita Maxtra Filter)
Heating Capacity	150ml – 1.5 litres
Incremental volume choice	20ml
Dispense Temperature (°C)	85°, 95°, 100°
Digital Display	•
Automatic Dispense	•
Filter	Brita Maxtra
Water Level Indicator	•
Illumination	Volume Selection Dispense Button
Concealed Element	•
Additional Features	Automatic switch-off Polyphonic sound Removable tank Twin outlet dispense Stainless steel drip tray cover Removable drip tray with full float Non slip feet Cord storage

Product dimensions w x h x d (mm)	180 x 360 x 385
Product weight (g)	3945
Gift box dimensions w x h x d (mm)	240 x 410 x 380
Gift box weight (g)	4950
Gift box barcode	5011832044242
Transit barcode	N/A



Model	108101	108102	108104	108105	108106	108107	108108
Sub Brand	Prism	Prism	Prism	Prism	Prism	Prism	Prism
Description	Prism kettle	Prism kettle	Prism kettle	Prism kettle	Prism kettle	Prism kettle	Prism kettle
Power	2.2 Kilowatts	2.2 Kilowatts	2.2 Kilowatts	2.2 Kilowatts	2.2 Kilowatts	2.2 Kilowatts	2.2 Kilowatts
Finish	Textured and polished body	Textured and polished body	Textured and polished body	Textured and polished body	Textured and polished body	Textured and polished body	Textured and polished body
Colour	Black	White	Blue	Green	Orange	Purple	Yellow
Capacity	1.5 litres	1.5 litres	1.5 litres	1.5 litres	1.5 litres	1.5 litres	1.5 litres
Tea Strength							
Dispense Temperature (°C)							
Keep Warm							
Stop Button							
Fail Safe Cut Out	•	•	•	•	•	•	•
Limescale Filter	•	•	•	•	•	•	•
Hinged Lid							
Water Level Indicator	•	•	•	•	•	•	•
Concealed Element	•	•	•	•	•	•	•
360° Cordless Base	•	•	•	•	•	•	•
Illumination	On / Off Switch	On / Off Switch	On / Off Switch	On / Off Switch	On / Off Switch	On / Off Switch	On / Off Switch
Whistle on Boil	•	•	•	•	•	•	•
Matching Toaster	248101	248102	248104	248105	248106	248107	248108
Additional Features	Non slip feet Cord storage	Non slip feet Cord storage	Non slip feet Cord storage	Non slip feet Cord storage	Non slip feet Cord storage	Non slip feet Cord storage	Non slip feet Cord storage
Product dimensions w x h x d (mm)	225 x 273 x 235	225 x 273 x 235	225 x 273 x 235	225 x 273 x 235	225 x 273 x 235	225 x 273 x 235	225 x 273 x 235
Product weight (g)	1316	1316	1316	1316	1316	1316	1316
Gift box dimensions w x h x d (mm)	250 x 320 x 250	250 x 320 x 250	250 x 320 x 250	250 x 320 x 250	250 x 320 x 250	250 x 320 x 250	250 x 320 x 250
Gift box weight (g)	1902	1902	1902	1902	1902	1902	1902
Gift box barcode	5011832047830	5011832050540	TBC	TBC	TBC	TBC	TBC
Transit barcode	05033114025961	05033114028429	TBC	TBC	TBC	TBC	TBC



Model	248101
Sub Brand	Prism
Description	Prism 4 slice toaster
Power	1800 watts
Finish	Textured and polished body
Colour	Black
Variable Browning Control	<ul style="list-style-type: none">•
Frozen Bread Setting	<ul style="list-style-type: none">•
Cancel Button	<ul style="list-style-type: none">•
Removable Crumb Tray	<ul style="list-style-type: none">•
Vari-width slots	<ul style="list-style-type: none">•
Illumination	Reheat and frozen buttons
Matching Kettle	108101
Additional Features	Hi-lift facility for small items Non-slip feet Cord storage

Model	248102
Sub Brand	Prism
Description	Prism 4 slice toaster
Power	1800 watts
Finish	Textured and polished body
Colour	White
Variable Browning Control	<ul style="list-style-type: none">•
Frozen Bread Setting	<ul style="list-style-type: none">•
Cancel Button	<ul style="list-style-type: none">•
Removable Crumb Tray	<ul style="list-style-type: none">•
Vari-width slots	<ul style="list-style-type: none">•
Illumination	Reheat and frozen buttons
Matching Kettle	108102
Additional Features	Hi-lift facility for small items Non-slip feet Cord storage

Model	248104
Sub Brand	Prism
Description	Prism 4 slice toaster
Power	1800 watts
Finish	Textured and polished body
Colour	Blue
Variable Browning Control	<ul style="list-style-type: none">•
Frozen Bread Setting	<ul style="list-style-type: none">•
Cancel Button	<ul style="list-style-type: none">•
Removable Crumb Tray	<ul style="list-style-type: none">•
Vari-width slots	<ul style="list-style-type: none">•
Illumination	Reheat and frozen buttons
Matching Kettle	108104
Additional Features	Hi-lift facility for small items Non-slip feet Cord storage

Model	248105
Sub Brand	Prism
Description	Prism 4 slice toaster
Power	1800 watts
Finish	Textured and polished body
Colour	Green
Variable Browning Control	<ul style="list-style-type: none">•
Frozen Bread Setting	<ul style="list-style-type: none">•
Cancel Button	<ul style="list-style-type: none">•
Removable Crumb Tray	<ul style="list-style-type: none">•
Vari-width slots	<ul style="list-style-type: none">•
Illumination	Reheat and frozen buttons
Matching Kettle	108105
Additional Features	Hi-lift facility for small items Non-slip feet Cord storage

Model	248106
Sub Brand	Prism
Description	Prism 4 slice toaster
Power	1800 watts
Finish	Textured and polished body
Colour	Orange
Variable Browning Control	<ul style="list-style-type: none">•
Frozen Bread Setting	<ul style="list-style-type: none">•
Cancel Button	<ul style="list-style-type: none">•
Removable Crumb Tray	<ul style="list-style-type: none">•
Vari-width slots	<ul style="list-style-type: none">•
Illumination	Reheat and frozen buttons
Matching Kettle	108106
Additional Features	Hi-lift facility for small items Non-slip feet Cord storage

Model	248107
Sub Brand	Prism
Description	Prism 4 slice toaster
Power	1800 watts
Finish	Textured and polished body
Colour	Purple
Variable Browning Control	<ul style="list-style-type: none">•
Frozen Bread Setting	<ul style="list-style-type: none">•
Cancel Button	<ul style="list-style-type: none">•
Removable Crumb Tray	<ul style="list-style-type: none">•
Vari-width slots	<ul style="list-style-type: none">•
Illumination	Reheat and frozen buttons
Matching Kettle	108107
Additional Features	Hi-lift facility for small items Non-slip feet Cord storage

Model	248108
Sub Brand	Prism
Description	Prism 4 slice toaster
Power	1800 watts
Finish	Textured and polished body
Colour	Yellow
Variable Browning Control	<ul style="list-style-type: none">•
Frozen Bread Setting	<ul style="list-style-type: none">•
Cancel Button	<ul style="list-style-type: none">•
Removable Crumb Tray	<ul style="list-style-type: none">•
Vari-width slots	<ul style="list-style-type: none">•
Illumination	Reheat and frozen buttons
Matching Kettle	108108
Additional Features	Hi-lift facility for small items Non-slip feet Cord storage

Product dimensions w x h x d (mm)	285 x 205 x 290
Product weight (g)	2646
Gift box dimensions w x h x d (mm)	348 x 245 x 358
Gift box weight (g)	3682
Gift box barcode	5011832051172
Transit barcode	05033114028917

Product dimensions w x h x d (mm)	285 x 205 x 290
Product weight (g)	2646
Gift box dimensions w x h x d (mm)	348 x 245 x 358
Gift box weight (g)	3682
Gift box barcode	5011832051189
Transit barcode	05033114028924

Product dimensions w x h x d (mm)	285 x 205 x 290
Product weight (g)	2646
Gift box dimensions w x h x d (mm)	348 x 245 x 358
Gift box weight (g)	3682
Gift box barcode	5011832053404
Transit barcode	05033114030774

Product dimensions w x h x d (mm)	285 x 205 x 290
Product weight (g)	2646
Gift box dimensions w x h x d (mm)	348 x 245 x 358
Gift box weight (g)	3682
Gift box barcode	5011832053411
Transit barcode	05033114030781

Product dimensions w x h x d (mm)	285 x 205 x 290
Product weight (g)	2646
Gift box dimensions w x h x d (mm)	348 x 245 x 358
Gift box weight (g)	3682
Gift box barcode	5011832053428
Transit barcode	05033114030798

Product dimensions w x h x d (mm)	285 x 205 x 290
Product weight (g)	2646
Gift box dimensions w x h x d (mm)	348 x 245 x 358
Gift box weight (g)	3682
Gift box barcode	5011832053435
Transit barcode	05033114030804

Product dimensions w x h x d (mm)	285 x 205 x 290
Product weight (g)	2646
Gift box dimensions w x h x d (mm)	348 x 245 x 358
Gift box weight (g)	3682
Gift box barcode	5011832053442
Transit barcode	05033114030811



Model	108251
Sub Brand	Prism
Description	Prism kettle
Power	2.2 Kilowatts
Finish	Textured and polished body
Colour	Black
Capacity	1.5 litres
Tea Strength	
Dispense Temperature (°C)	
Keep Warm	
Stop Button	
Fail Safe Cut Out	•
Limescale Filter	•
Hinged Lid	
Water Level Indicator	•
Concealed Element	•
360° Cordless Base	•
Illumination	On / Off Switch
Whistle on Boil	
Matching Toaster	248101
Additional Features	Non slip feet Cord storage
Product dimensions w x h x d (mm)	175 x 260 x 240
Product weight (g)	1150
Gift box dimensions w x h x d (mm)	200 x 280 x 230
Gift box weight (g)	1615
Gift box barcode	5011832050311
Transit barcode	05033114028214



Model	108252
Sub Brand	Prism
Description	Prism kettle
Power	2.2 Kilowatts
Finish	Textured and polished body
Colour	White
Capacity	1.5 litres
Tea Strength	
Dispense Temperature (°C)	
Keep Warm	
Stop Button	
Fail Safe Cut Out	•
Limescale Filter	•
Hinged Lid	
Water Level Indicator	•
Concealed Element	•
360° Cordless Base	•
Illumination	On / Off Switch
Whistle on Boil	
Matching Toaster	248102
Additional Features	Non slip feet Cord storage
Product dimensions w x h x d (mm)	175 x 260 x 240
Product weight (g)	1150
Gift box dimensions w x h x d (mm)	200 x 280 x 230
Gift box weight (g)	1615
Gift box barcode	5011832050328
Transit barcode	05033114028221



Model	43970
Sub Brand	Tea Maker
Description	Tea Maker
Power	2.2 Kilowatts
Finish	'Duran Schott' glass body with black plastic handle and base
Colour	
Capacity	1 litre
Tea Strength	Weak, Medium, Strong
Dispense Temperature (°C)	85°, 95°, 100°
Keep Warm	•
Stop Button	•
Fail Safe Cut Out	•
Limescale Filter	•
Hinged Lid	
Water Level Indicator	•
Concealed Element	•
360° Cordless Base	•
Illumination	LED Display
Whistle on Boil	
Matching Toaster	
Additional Features	Unique steeping technology Non slip feet Cord storage
Product dimensions w x h x d (mm)	200 x 280 x 215
Product weight (g)	1470
Gift box dimensions w x h x d (mm)	206 x 285 x 258
Gift box weight (g)	1958
Gift box barcode	5011832033581
Transit barcode	05033114012602



Model	100002
Sub Brand	Aspect
Description	Aspect Kettle
Power	2.2 Kilowatts
Finish	Stainless steel
Colour	Black
Capacity	1.7 litres
Tea Strength	
Dispense Temperature (°C)	
Keep Warm	
Stop Button	
Fail Safe Cut Out	•
Limescale Filter	•
Hinged Lid	
Water Level Indicator	•
Concealed Element	•
360° Cordless Base	•
Illumination	On / Off Switch
Whistle on Boil	
Matching Toaster	240002
Additional Features	Non slip feet Cord storage Colour reveal

Product dimensions w x h x d (mm)	176 x 260 x 235
Product weight (g)	1483
Gift box dimensions w x h x d (mm)	210 x 310 x 250
Gift box weight (g)	2017
Gift box barcode	5011832046079
Transit barcode	05033114024360



Model	100003
Sub Brand	Aspect
Description	Aspect Kettle
Power	2.2 Kilowatts
Finish	Stainless steel
Colour	White
Capacity	1.7 litres
Tea Strength	
Dispense Temperature (°C)	
Keep Warm	
Stop Button	
Fail Safe Cut Out	•
Limescale Filter	•
Hinged Lid	
Water Level Indicator	•
Concealed Element	•
360° Cordless Base	•
Illumination	On / Off Switch
Whistle on Boil	
Matching Toaster	240003
Additional Features	Non slip feet Cord storage Colour reveal

Product dimensions w x h x d (mm)	176 x 260 x 235
Product weight (g)	1483
Gift box dimensions w x h x d (mm)	210 x 310 x 250
Gift box weight (g)	2017
Gift box barcode	5011832046093
Transit barcode	05033114024384



Model	100004
Sub Brand	Aspect
Description	Aspect Kettle
Power	2.2 Kilowatts
Finish	Stainless steel
Colour	Titanium
Capacity	1.7 litres
Tea Strength	
Dispense Temperature (°C)	
Keep Warm	
Stop Button	
Fail Safe Cut Out	•
Limescale Filter	•
Hinged Lid	
Water Level Indicator	•
Concealed Element	•
360° Cordless Base	•
Illumination	On / Off Switch
Whistle on Boil	
Matching Toaster	240004
Additional Features	Non slip feet Cord storage Colour reveal

Product dimensions w x h x d (mm)	176 x 260 x 235
Product weight (g)	1483
Gift box dimensions w x h x d (mm)	210 x 310 x 250
Gift box weight (g)	2017
Gift box barcode	5011832050502
Transit barcode	05033114028399



Model	100005
Sub Brand	Aspect
Description	Aspect Kettle
Power	2.2 Kilowatts
Finish	Stainless steel
Colour	White with wood trim
Capacity	1.7 litres
Tea Strength	
Dispense Temperature (°C)	
Keep Warm	
Stop Button	
Fail Safe Cut Out	•
Limescale Filter	•
Hinged Lid	
Water Level Indicator	•
Concealed Element	•
360° Cordless Base	•
Illumination	On / Off Switch
Whistle on Boil	
Matching Toaster	240005
Additional Features	Non slip feet Cord storage Colour reveal

Product dimensions w x h x d (mm)	176 x 260 x 235
Product weight (g)	1483
Gift box dimensions w x h x d (mm)	210 x 310 x 250
Gift box weight (g)	2017
Gift box barcode	5011832054586
Transit barcode	05033114032020



Model	101402
Sub Brand	Chroma
Description	Chroma Kettle
Power	2.2 Kilowatts
Finish	Plastic with a brushed chrome trim
Colour	Black
Capacity	1.5 litres
Tea Strength	
Dispense Temperature (°C)	
Keep Warm	
Stop Button	•
Fail Safe Cut Out	•
Limescale Filter	•
Hinged Lid	•
Water Level Indicator	•
Concealed Element	•
360° Cordless Base	
Illumination	On / Off Switch
Whistle on Boil	
Matching Toaster	221152
Additional Features	Non slip feet Dual water window

Product dimensions w x h x d (mm)	160 x 245 x 240
Product weight (g)	1032
Gift box dimensions w x h x d (mm)	206 x 240 x 228
Gift box weight (g)	1397
Gift box barcode	5011832047250
Transit barcode	5033114025473



Model	240002
Sub Brand	Aspect
Description	Aspect 4 slice toaster
Power	1800 watts
Finish	Stainless steel
Colour	Black
Variable Browning Control	<ul style="list-style-type: none">•
Frozen Bread Setting	<ul style="list-style-type: none">•
Cancel Button	<ul style="list-style-type: none">•
Removable Crumb Tray	<ul style="list-style-type: none">•
Vari-width slots	<ul style="list-style-type: none">•
Illumination	Browning, reheat and frozen control dial
Matching Kettle	100002
Additional Features	Hi-lift facility for small items Non-slip feet Cord storage Colour reveal

Model	240003
Sub Brand	Aspect
Description	Aspect 4 slice toaster
Power	1800 watts
Finish	Stainless steel
Colour	White
Variable Browning Control	<ul style="list-style-type: none">•
Frozen Bread Setting	<ul style="list-style-type: none">•
Cancel Button	<ul style="list-style-type: none">•
Removable Crumb Tray	<ul style="list-style-type: none">•
Vari-width slots	<ul style="list-style-type: none">•
Illumination	Browning, reheat and frozen control dial
Matching Kettle	100003
Additional Features	Hi-lift facility for small items Non-slip feet Cord storage Colour reveal

Model	240005
Sub Brand	Aspect
Description	Aspect 4 slice toaster
Power	1800 watts
Finish	Stainless steel
Colour	White with wood trim
Variable Browning Control	<ul style="list-style-type: none">•
Frozen Bread Setting	<ul style="list-style-type: none">•
Cancel Button	<ul style="list-style-type: none">•
Removable Crumb Tray	<ul style="list-style-type: none">•
Vari-width slots	<ul style="list-style-type: none">•
Illumination	Browning, reheat and frozen control dial
Matching Kettle	100005
Additional Features	Hi-lift facility for small items Non-slip feet Cord storage Colour reveal

Model	240004
Sub Brand	Aspect
Description	Aspect 4 slice toaster
Power	1800 watts
Finish	Stainless steel
Colour	Titanium
Variable Browning Control	<ul style="list-style-type: none">•
Frozen Bread Setting	<ul style="list-style-type: none">•
Cancel Button	<ul style="list-style-type: none">•
Removable Crumb Tray	<ul style="list-style-type: none">•
Vari-width slots	<ul style="list-style-type: none">•
Illumination	Browning, reheat and frozen control dial
Matching Kettle	100004
Additional Features	Hi-lift facility for small items Non-slip feet Cord storage Colour reveal

Model	221152
Sub Brand	Chroma
Description	Chroma 2 slice toaster
Power	1000 watts
Finish	Plastic with a chrome trim
Colour	Black
Variable Browning Control	<ul style="list-style-type: none">•
Frozen Bread Setting	<ul style="list-style-type: none">•
Cancel Button	<ul style="list-style-type: none">•
Removable Crumb Tray	<ul style="list-style-type: none">•
Vari-width slots	<ul style="list-style-type: none">•
Illumination	White LED illuminated function buttons
Matching Kettle	101402
Additional Features	Hi-lift facility for small items Non-slip feet Cord storage Re-heat Removable crumb tray

Model	270001
Sub Brand	Warming Rack
Description	Warming Rack
Power	
Finish	Stainless steel
Colour	Polished
Variable Browning Control	
Frozen Bread Setting	
Cancel Button	
Removable Crumb Tray	
Vari-width slots	
Illumination	
Matching Kettle	
Additional Features	Cool touch handles Polished finish Fits 2 and 4 slice toaster

Model	270002
Sub Brand	Sandwich Cage
Description	Sandwich Cage
Power	
Finish	Steel plated
Colour	Polished
Variable Browning Control	
Frozen Bread Setting	
Cancel Button	
Removable Crumb Tray	
Vari-width slots	
Illumination	
Matching Kettle	
Additional Features	Cool touch handles Polished finish Fits 2 and 4 slice toaster

Product dimensions w x h x d (mm)	255 x 220 x 290
Product weight (g)	2752
Gift box dimensions w x h x d (mm)	331 x 252 x 317
Gift box weight (g)	3530
Gift box barcode	5011832050854
Transit barcode	05033114028696

Product dimensions w x h x d (mm)	255 x 220 x 290
Product weight (g)	2752
Gift box dimensions w x h x d (mm)	331 x 252 x 317
Gift box weight (g)	3530
Gift box barcode	5011832050861
Transit barcode	05033114028702

Product dimensions w x h x d (mm)	255 x 220 x 290
Product weight (g)	2752
Gift box dimensions w x h x d (mm)	331 x 252 x 317
Gift box weight (g)	3530
Gift box barcode	5011832054555
Transit barcode	05033114032013

Product dimensions w x h x d (mm)	255 x 220 x 290
Product weight (g)	2752
Gift box dimensions w x h x d (mm)	331 x 252 x 317
Gift box weight (g)	3530
Gift box barcode	5011832050908
Transit barcode	05033114028733

Product dimensions w x h x d (mm)	160 X 190 X 250
Product weight (g)	1255
Gift box dimensions w x h x d (mm)	200 X 226 X 315
Gift box weight (g)	1720
Gift box barcode	5011832043337
Transit barcode	50033114021840

Product dimensions w x h x d (mm)	110 x 40 x 285
Product weight (g)	106
Gift box dimensions w x h x d (mm)	145 x 43 x 390
Gift box weight (g)	130
Gift box barcode	5011832051356
Transit barcode	05033114029037

Product dimensions w x h x d (mm)	185 x 34 x 301
Product weight (g)	238
Gift box dimensions w x h x d (mm)	215 x 36 x 415
Gift box weight (g)	278
Gift box barcode	5011832051363
Transit barcode	05033114029044



Model	102005	102002	102004	102022	102100	102101	102102
Sub Brand	Accents	Accents	Accents	Accents	Accents	Accents	Accents
Description	Kettle	Kettle	Kettle	Kettle	Kettle	Kettle	Kettle
Power	2.2 Kilowatts	2.2 Kilowatts	2.2 Kilowatts	2.2 Kilowatts	2.2 Kilowatts	2.2 Kilowatts	2.2 Kilowatts
Finish	Stainless steel body	Stainless steel body	Stainless steel body	Stainless steel body	Stainless steel body	Stainless steel body	Stainless steel body
Colour	White	Black	Red	Brushed	Azure	Sand	Pebble
Capacity	1.5 litres	1.5 litres	1.5 litres	1.5 litres	1.5 litres	1.5 litres	1.5 litres
Tea Strength							
Dispense Temperature (°C)							
Keep Warm							
Stop Button							
Fail Safe Cut Out	•	•	•	•	•	•	•
Limescale Filter	•	•	•	•	•	•	•
Pull-up-lid	•	•	•	•	•	•	•
Water Level Indicator	•	•	•	•	•	•	•
Concealed Element	•	•	•	•	•	•	•
360° Cordless Base	•	•	•	•	•	•	•
Illumination	On / Off Switch	On / Off Switch	On / Off Switch	On / Off Switch	On / Off Switch	On / Off Switch	On / Off Switch
Whistle on Boil	•	•	•	•	•	•	•
Matching Toaster	242021 / 222012	242018 / 222013	242020 / 222011	242026 / 222010	242100 / 222003	242101 / 222004	242102 / 222005
Additional Features							

Product dimensions w x h x d (mm)	220 x 273 x 240	220 x 273 x 240	220 x 273 x 240	220 x 273 x 240	220 x 273 x 240	220 x 273 x 240	220 x 273 x 240
Product weight (g)	1390	1390	1390	1390	1390	1390	1390
Gift box dimensions w x h x d (mm)	260 x 276 x 260	260 x 276 x 260	260 x 276 x 260	260 x 276 x 260	260 x 276 x 260	260 x 276 x 260	260 x 276 x 260
Gift box weight (g)	1985	1985	1985	1985	1985	1985	1985
Gift box barcode	5011832049247	5011832049216	5011832049230	5011832050953	5011832052537	5011832052544	5011832052551
Transit barcode	05033114027330	05033114027309	05033114027323	05033114028771	05033114029921	05033114029938	05033114029945



Model	222003
Sub Brand	Accents
Description	Accents 2 slice toaster
Power	940 watts
Finish	Stainless steel
Colour	Azure
Variable Browning Control	<ul style="list-style-type: none">•
Frozen Bread Setting	<ul style="list-style-type: none">•
Cancel Button	<ul style="list-style-type: none">•
Removable Crumb Tray	<ul style="list-style-type: none">•
Vari-width slots	<ul style="list-style-type: none">•
Illumination	Browning, reheat and frozen control dial
Matching Kettle / Coffee Maker	102100
Additional Features	Hi-lift facility for small items Non-slip feet

Model	222004
Sub Brand	Accents
Description	Accents 2 slice toaster
Power	940 watts
Finish	Stainless steel
Colour	Sand
Variable Browning Control	<ul style="list-style-type: none">•
Frozen Bread Setting	<ul style="list-style-type: none">•
Cancel Button	<ul style="list-style-type: none">•
Removable Crumb Tray	<ul style="list-style-type: none">•
Vari-width slots	<ul style="list-style-type: none">•
Illumination	Browning, reheat and frozen control dial
Matching Kettle / Coffee Maker	102101
Additional Features	Hi-lift facility for small items Non-slip feet

Model	222005
Sub Brand	Accents
Description	Accents 2 slice toaster
Power	940 watts
Finish	Stainless steel
Colour	Pebble
Variable Browning Control	<ul style="list-style-type: none">•
Frozen Bread Setting	<ul style="list-style-type: none">•
Cancel Button	<ul style="list-style-type: none">•
Removable Crumb Tray	<ul style="list-style-type: none">•
Vari-width slots	<ul style="list-style-type: none">•
Illumination	Browning, reheat and frozen control dial
Matching Kettle / Coffee Maker	102102
Additional Features	Hi-lift facility for small items Non-slip feet

Model	222012
Sub Brand	Accents
Description	Accents 2 slice toaster
Power	940 watts
Finish	Stainless steel with a chrome trim
Colour	White
Variable Browning Control	<ul style="list-style-type: none">•
Frozen Bread Setting	<ul style="list-style-type: none">•
Cancel Button	<ul style="list-style-type: none">•
Removable Crumb Tray	<ul style="list-style-type: none">•
Vari-width slots	<ul style="list-style-type: none">•
Illumination	Browning, reheat and frozen control dial
Matching Kettle / Coffee Maker	102005
Additional Features	Hi-lift facility for small items Non-slip feet

Model	222013
Sub Brand	Accents
Description	Accents 2 slice toaster
Power	940 watts
Finish	Stainless steel with a chrome trim
Colour	Black
Variable Browning Control	<ul style="list-style-type: none">•
Frozen Bread Setting	<ul style="list-style-type: none">•
Cancel Button	<ul style="list-style-type: none">•
Removable Crumb Tray	<ul style="list-style-type: none">•
Vari-width slots	<ul style="list-style-type: none">•
Illumination	Browning, reheat and frozen control dial
Matching Kettle / Coffee Maker	102002 / 162008
Additional Features	Hi-lift facility for small items Non-slip feet

Model	222011
Sub Brand	Accents
Description	Accents 2 slice toaster
Power	940 watts
Finish	Stainless steel with a chrome trim
Colour	Red
Variable Browning Control	<ul style="list-style-type: none">•
Frozen Bread Setting	<ul style="list-style-type: none">•
Cancel Button	<ul style="list-style-type: none">•
Removable Crumb Tray	<ul style="list-style-type: none">•
Vari-width slots	<ul style="list-style-type: none">•
Illumination	Browning, reheat and frozen control dial
Matching Kettle / Coffee Maker	102004 / 162009
Additional Features	Hi-lift facility for small items Non-slip feet

Model	222010
Sub Brand	Accents
Description	Accents 2 slice toaster
Power	940 watts
Finish	Stainless steel with a chrome trim
Colour	Brushed
Variable Browning Control	<ul style="list-style-type: none">•
Frozen Bread Setting	<ul style="list-style-type: none">•
Cancel Button	<ul style="list-style-type: none">•
Removable Crumb Tray	<ul style="list-style-type: none">•
Vari-width slots	<ul style="list-style-type: none">•
Illumination	Browning, reheat and frozen control dial
Matching Kettle / Coffee Maker	102022 / 162010
Additional Features	Hi-lift facility for small items Non-slip feet

Product dimensions w x h x d (mm)	170 x 202 x 265
Product weight (g)	1610
Gift box dimensions w x h x d (mm)	206 x 225 x 320
Gift box weight (g)	1934
Gift box barcode	5011832052971
Transit barcode	05033114030361

Product dimensions w x h x d (mm)	170 x 202 x 265
Product weight (g)	1610
Gift box dimensions w x h x d (mm)	206 x 225 x 320
Gift box weight (g)	1934
Gift box barcode	5011832052988
Transit barcode	05033114030378

Product dimensions w x h x d (mm)	170 x 202 x 265
Product weight (g)	1610
Gift box dimensions w x h x d (mm)	206 x 225 x 320
Gift box weight (g)	1934
Gift box barcode	5011832052995
Transit barcode	05033114030385

Product dimensions w x h x d (mm)	170 x 202 x 265
Product weight (g)	1610
Gift box dimensions w x h x d (mm)	206 x 225 x 320
Gift box weight (g)	1934
Gift box barcode	5011832053527
Transit barcode	05033114030897

Product dimensions w x h x d (mm)	170 x 202 x 265
Product weight (g)	1610
Gift box dimensions w x h x d (mm)	206 x 225 x 320
Gift box weight (g)	1934
Gift box barcode	5011832055552
Transit barcode	05033114032938

Product dimensions w x h x d (mm)	170 x 185 x 255
Product weight (g)	1428
Gift box dimensions w x h x d (mm)	208 x 214 x 318
Gift box weight (g)	1918
Gift box barcode	5011832055545
Transit barcode	05033114032921

Product dimensions w x h x d (mm)	170 x 202 x 265
Product weight (g)	1610
Gift box dimensions w x h x d (mm)	206 x 225 x 320
Gift box weight (g)	1934
Gift box barcode	5011832055538
Transit barcode	05033114032914



Model	242021
Sub Brand	Accents
Description	Accents 4 slice toaster
Power	1880 watts
Finish	Painted stainless steel body with chrome accents
Colour	White
Variable Browning Control	<ul style="list-style-type: none">•
Frozen Bread Setting	<ul style="list-style-type: none">•
Cancel Button	<ul style="list-style-type: none">•
Removable Crumb Tray	<ul style="list-style-type: none">•
Vari-width slots	<ul style="list-style-type: none">•
Illumination	Reheat and Frozen buttons
Matching Kettle	102005
Additional Features	Hi-lift facility for small items Non-slip feet

Model	242018
Sub Brand	Accents
Description	Accents 4 slice toaster
Power	1880 watts
Finish	Painted stainless steel body with chrome accents
Colour	Black
Variable Browning Control	<ul style="list-style-type: none">•
Frozen Bread Setting	<ul style="list-style-type: none">•
Cancel Button	<ul style="list-style-type: none">•
Removable Crumb Tray	<ul style="list-style-type: none">•
Vari-width slots	<ul style="list-style-type: none">•
Illumination	Reheat and Frozen buttons
Matching Kettle	102002
Additional Features	Hi-lift facility for small items Non-slip feet

Model	242020
Sub Brand	Accents
Description	Accents 4 slice toaster
Power	1880 watts
Finish	Painted stainless steel body with chrome accents
Colour	Red
Variable Browning Control	<ul style="list-style-type: none">•
Frozen Bread Setting	<ul style="list-style-type: none">•
Cancel Button	<ul style="list-style-type: none">•
Removable Crumb Tray	<ul style="list-style-type: none">•
Vari-width slots	<ul style="list-style-type: none">•
Illumination	Reheat and Frozen buttons
Matching Kettle	102004
Additional Features	Hi-lift facility for small items Non-slip feet

Model	242026
Sub Brand	Accents
Description	Accents 4 slice toaster
Power	1880 watts
Finish	Brushed stainless steel body with chrome accents
Colour	Brushed
Variable Browning Control	<ul style="list-style-type: none">•
Frozen Bread Setting	<ul style="list-style-type: none">•
Cancel Button	<ul style="list-style-type: none">•
Removable Crumb Tray	<ul style="list-style-type: none">•
Vari-width slots	<ul style="list-style-type: none">•
Illumination	Reheat and Frozen buttons
Matching Kettle	102022
Additional Features	Hi-lift facility for small items Non-slip feet

Model	242100
Sub Brand	Accents
Description	Accents 4 slice toaster
Power	1880 watts
Finish	Painted stainless steel body with chrome accents
Colour	Azure
Variable Browning Control	<ul style="list-style-type: none">•
Frozen Bread Setting	<ul style="list-style-type: none">•
Cancel Button	<ul style="list-style-type: none">•
Removable Crumb Tray	<ul style="list-style-type: none">•
Vari-width slots	<ul style="list-style-type: none">•
Illumination	Reheat and Frozen buttons
Matching Kettle	102100
Additional Features	Hi-lift facility for small items Non-slip feet

Model	242101
Sub Brand	Accents
Description	Accents 4 slice toaster
Power	1880 watts
Finish	Painted stainless steel body with chrome accents
Colour	Sand
Variable Browning Control	<ul style="list-style-type: none">•
Frozen Bread Setting	<ul style="list-style-type: none">•
Cancel Button	<ul style="list-style-type: none">•
Removable Crumb Tray	<ul style="list-style-type: none">•
Vari-width slots	<ul style="list-style-type: none">•
Illumination	Reheat and Frozen buttons
Matching Kettle	102101
Additional Features	Hi-lift facility for small items Non-slip feet

Model	242102
Sub Brand	Accents
Description	Accents 4 slice toaster
Power	1880 watts
Finish	Painted stainless steel body with chrome accents
Colour	Pebble
Variable Browning Control	<ul style="list-style-type: none">•
Frozen Bread Setting	<ul style="list-style-type: none">•
Cancel Button	<ul style="list-style-type: none">•
Removable Crumb Tray	<ul style="list-style-type: none">•
Vari-width slots	<ul style="list-style-type: none">•
Illumination	Reheat and Frozen buttons
Matching Kettle	102102
Additional Features	Hi-lift facility for small items Non-slip feet

Product dimensions w x h x d (mm)	250 x 210 x 290
Product weight (g)	2348
Gift box dimensions w x h x d (mm)	307 x 238 x 324
Gift box weight (g)	3030
Gift box barcode	5011832050656
Transit barcode	05033114028504

Product dimensions w x h x d (mm)	250 x 210 x 290
Product weight (g)	2348
Gift box dimensions w x h x d (mm)	307 x 238 x 324
Gift box weight (g)	3030
Gift box barcode	5011832050625
Transit barcode	05033114028474

Product dimensions w x h x d (mm)	250 x 210 x 290
Product weight (g)	2348
Gift box dimensions w x h x d (mm)	307 x 238 x 324
Gift box weight (g)	3030
Gift box barcode	5011832050649
Transit barcode	05033114028498

Product dimensions w x h x d (mm)	250 x 210 x 290
Product weight (g)	2348
Gift box dimensions w x h x d (mm)	307 x 238 x 324
Gift box weight (g)	3030
Gift box barcode	5011832051035
Transit barcode	05033114028856

Product dimensions w x h x d (mm)	250 x 210 x 290
Product weight (g)	2348
Gift box dimensions w x h x d (mm)	307 x 238 x 324
Gift box weight (g)	3030
Gift box barcode	5011832052384
Transit barcode	05033114029822

Product dimensions w x h x d (mm)	250 x 210 x 290
Product weight (g)	2348
Gift box dimensions w x h x d (mm)	307 x 238 x 324
Gift box weight (g)	3030
Gift box barcode	5011832052391
Transit barcode	05033114029839

Product dimensions w x h x d (mm)	250 x 210 x 290
Product weight (g)	2348
Gift box dimensions w x h x d (mm)	307 x 238 x 324
Gift box weight (g)	3030
Gift box barcode	5011832052407
Transit barcode	05033114029846



Model	162005
Sub Brand	Accents
Description	Digital Coffee Maker
Power	1000 watts
Finish	Stainless steel body
Colour	Red
Capacity	12 cup
Type	Filter
Hot Plate	Thermostatic
Keep Warm	<ul style="list-style-type: none">•
Fail Safe Cut Out	<ul style="list-style-type: none">•
Water Level Indicator	<ul style="list-style-type: none">•
Illuminated Control Panel	<ul style="list-style-type: none">•
Illumination	On / Off switch
Washable Filter	<ul style="list-style-type: none">•
Digital Timer	<ul style="list-style-type: none">•
Matching Kettle / Toaster	<ul style="list-style-type: none">•
Additional Features	Glass heat resistant jug Fixed water tank Anti-drop device Non slip feet Strength selector

Model	162007
Sub Brand	Accents
Description	Digital Coffee Maker
Power	1000 watts
Finish	Stainless steel body
Colour	Brushed
Capacity	12 cup
Type	Filter
Hot Plate	Thermostatic
Keep Warm	<ul style="list-style-type: none">•
Fail Safe Cut Out	<ul style="list-style-type: none">•
Water Level Indicator	<ul style="list-style-type: none">•
Illuminated Control Panel	<ul style="list-style-type: none">•
Illumination	On / Off switch
Washable Filter	<ul style="list-style-type: none">•
Digital Timer	<ul style="list-style-type: none">•
Matching Kettle / Toaster	<ul style="list-style-type: none">•
Additional Features	Glass heat resistant jug Fixed water tank Anti-drop device Non slip feet Strength selector

Model	162003
Sub Brand	Accents
Description	Digital Coffee Maker
Power	1000 watts
Finish	Stainless steel body
Colour	Black
Capacity	12 cup
Type	Filter
Hot Plate	Thermostatic
Keep Warm	<ul style="list-style-type: none">•
Fail Safe Cut Out	<ul style="list-style-type: none">•
Water Level Indicator	<ul style="list-style-type: none">•
Illuminated Control Panel	<ul style="list-style-type: none">•
Illumination	On / Off switch
Washable Filter	<ul style="list-style-type: none">•
Digital Timer	<ul style="list-style-type: none">•
Matching Kettle / Toaster	<ul style="list-style-type: none">•
Additional Features	Glass heat resistant jug Fixed water tank Anti-drop device Non slip feet Strength selector

Model	162002
Sub Brand	Accents
Description	Digital Coffee Maker
Power	1000 watts
Finish	Stainless steel body
Colour	White
Capacity	12 cup
Type	Filter
Hot Plate	Thermostatic
Keep Warm	<ul style="list-style-type: none">•
Fail Safe Cut Out	<ul style="list-style-type: none">•
Water Level Indicator	<ul style="list-style-type: none">•
Illuminated Control Panel	<ul style="list-style-type: none">•
Illumination	On / Off switch
Washable Filter	<ul style="list-style-type: none">•
Digital Timer	<ul style="list-style-type: none">•
Matching Kettle / Toaster	<ul style="list-style-type: none">•
Additional Features	Glass heat resistant jug Fixed water tank Anti-drop device Non slip feet Strength selector

Model	162009
Sub Brand	Accents
Description	Perfect Pour Over Filter Coffee Maker
Power	900 watts
Finish	Stainless steel body
Colour	Red
Capacity	12 cup
Type	Filter
Hot Plate	Thermostatic
Keep Warm	<ul style="list-style-type: none">•
Fail Safe Cut Out	<ul style="list-style-type: none">•
Water Level Indicator	<ul style="list-style-type: none">•
Illuminated Control Panel	<ul style="list-style-type: none">•
Illumination	On / Off switch
Washable Filter	<ul style="list-style-type: none">•
Digital Timer	<ul style="list-style-type: none">•
Matching Kettle / Toaster	<ul style="list-style-type: none">•
Additional Features	Cupcake filter for even coverage and fuller flavour Specially adapted software program to mirror the gradual pouring of pour over method Deep clean function Anti-drop device Non slip feet Strength selector

Model	162010
Sub Brand	Accents
Description	Perfect Pour Over Filter Coffee Maker
Power	900 watts
Finish	Stainless steel body
Colour	Brushed
Capacity	12 cup
Type	Filter
Hot Plate	Thermostatic
Keep Warm	<ul style="list-style-type: none">•
Fail Safe Cut Out	<ul style="list-style-type: none">•
Water Level Indicator	<ul style="list-style-type: none">•
Illuminated Control Panel	<ul style="list-style-type: none">•
Illumination	On / Off switch
Washable Filter	<ul style="list-style-type: none">•
Digital Timer	<ul style="list-style-type: none">•
Matching Kettle / Toaster	<ul style="list-style-type: none">•
Additional Features	Cupcake filter for even coverage and fuller flavour Specially adapted software program to mirror the gradual pouring of pour over method Deep clean function Anti-drop device Non slip feet Strength selector

Model	162008
Sub Brand	Accents
Description	Perfect Pour Over Filter Coffee Maker
Power	900 watts
Finish	Stainless steel body
Colour	Black
Capacity	12 cup
Type	Filter
Hot Plate	Thermostatic
Keep Warm	<ul style="list-style-type: none">•
Fail Safe Cut Out	<ul style="list-style-type: none">•
Water Level Indicator	<ul style="list-style-type: none">•
Illuminated Control Panel	<ul style="list-style-type: none">•
Illumination	On / Off switch
Washable Filter	<ul style="list-style-type: none">•
Digital Timer	<ul style="list-style-type: none">•
Matching Kettle / Toaster	<ul style="list-style-type: none">•
Additional Features	Cupcake filter for even coverage and fuller flavour Specially adapted software program to mirror the gradual pouring of pour over method Deep clean function Anti-drop device Non slip feet Strength selector

Product dimensions w x h x d (mm)	210 x 355 x 233
Product weight (g)	2820
Gift box dimensions w x h x d (mm)	252 x 410 x 273
Gift box weight (g)	3800
Gift box barcode	5011832049964
Transit barcode	05033114027941

Product dimensions w x h x d (mm)	210 x 355 x 233
Product weight (g)	2820
Gift box dimensions w x h x d (mm)	252 x 410 x 273
Gift box weight (g)	3800
Gift box barcode	5011832049988
Transit barcode	05033114027965

Product dimensions w x h x d (mm)	210 x 355 x 233
Product weight (g)	2820
Gift box dimensions w x h x d (mm)	252 x 410 x 273
Gift box weight (g)	3800
Gift box barcode	5011832049940
Transit barcode	05033114027927

Product dimensions w x h x d (mm)	210 x 355 x 233
Product weight (g)	2820
Gift box dimensions w x h x d (mm)	252 x 410 x 273
Gift box weight (g)	3800
Gift box barcode	5011832049452
Transit barcode	05033114027392

Product dimensions w x h x d (mm)	188 x 335 x 230
Product weight (g)	2725
Gift box dimensions w x h x d (mm)	220 x 372 x 310
Gift box weight (g)	3509
Gift box barcode	5011832053466
Transit barcode	N/A

Product dimensions w x h x d (mm)	188 x 335 x 230
Product weight (g)	2725
Gift box dimensions w x h x d (mm)	220 x 372 x 310
Gift box weight (g)	3509
Gift box barcode	5011832053473
Transit barcode	N/A

Product dimensions w x h x d (mm)	188 x 335 x 230
Product weight (g)	2725
Gift box dimensions w x h x d (mm)	220 x 372 x 310
Gift box weight (g)	3509
Gift box barcode	5011832053459
Transit barcode	N/A



Model	172004
Sub Brand	Accents
Description	Accents Espresso Brushed
Power	1000 watts
Finish	Brushed stainless steel and black plastic body
Capacity	1.2 litres
Heating Capacity	Pump
Type	15 bar
Pressure	
Hot Plate	
Keep Warm	
Fail Safe Cut Out	•
Brew Ready Indicator	LED illumination
Illumination	
Washable Filter	
Digital Timer	
Additional Features	1 and 2 cup filters Steam wand for frothing Thermostatic temperature control Removable water tank or in-situ fill capacity Removable drip tray with 'full' indicator Cord storage

Product dimensions w x h x d (mm)	220 x 315 x 288
Product weight (g)	3580
Gift box dimensions w x h x d (mm)	270 x 380 x 337
Gift box weight (g)	4677
Gift box barcode	5011832051233
Transit barcode	N / A



Model	172005
Sub Brand	Accents
Description	Accents Espresso Pebble
Power	1000 watts
Finish	Pebble stainless steel and black plastic body
Capacity	1.2 litres
Heating Capacity	Pump
Type	15 bar
Pressure	
Hot Plate	
Keep Warm	
Fail Safe Cut Out	•
Brew Ready Indicator	LED illumination
Illumination	
Washable Filter	
Digital Timer	
Additional Features	1 and 2 cup filters Steam wand for frothing Thermostatic temperature control Removable water tank or in-situ fill capacity Removable drip tray with 'full' indicator Cord storage

Product dimensions w x h x d (mm)	220 x 315 x 288
Product weight (g)	3580
Gift box dimensions w x h x d (mm)	270 x 380 x 337
Gift box weight (g)	4677
Gift box barcode	5011832052735
Transit barcode	N / A

Worktop Cooking



Model	501014
Sub Brand	Soup Maker
Description	Sauté and Soup
Power	1000 watt
Finish	Brushed stainless steel body
Capacity	1.6 litres
Settings	
Non stick coating	Sauté, blend, chunky, smooth and juice
Timer	•
Dishwasher safe parts	
Recipe book	•
Base with soft touch controls	•
Cover with safety lock	
Removable power cord	•
Cool Touch Handles	•
Functions	
Additional Features	Heating element in base Pause function Non stick coating surface

Product dimensions w x h x d (mm)	170 x 310 x 224
Product weight (g)	2351
Gift box dimensions w x h x d (mm)	220 x 360 x 220
Gift box weight (g)	2710
Gift box barcode	5011832050380
Transit barcode	5033114028276



Model	501020
Sub Brand	Total Control
Description	Soup Maker
Power	1100 watts
Finish	Brushed Stainless steal and plastic
Capacity	1.6L
Settings	Smooth, medium, chunky
Non stick coating	•
Timer	•
Dishwasher safe parts	•
Recipe book	•
Base with soft touch controls	•
Removable power cord	•
Cool Touch Handles	•
Functions	Sauté, reheat, manual blend, smoothie
Smart Response Technology	•
Additional Features	Portion control (2 - 4 portions) Keep warm Removable bowl for easy cleaning and easy clean function

Product dimensions w x h x d (mm)	180 x 284 x 260
Product weight (g)	2895
Gift box dimensions w x h x d (mm)	240 x 365 x 240
Gift box weight (g)	3287
Gift box barcode	5011832052797
Transit barcode	05033114030217



Model	400405
Sub Brand	Total Control
Description	Folding stand mixer
Power	300 watts
Finish	Plastic with stainless steel bowl and trim
Capacity	3.5 litre mixing bowl
Speeds	6
Unique Cord Storage	
Motor Type	Load Sensing
Smart Response Technology	•
Accessories	Cake beaters Whisk Pastry hooks Storage box
Additional Features	Folding functionality 2 Auto-mixing programmes: cake and egg whites

Product dimensions w x h x d (mm)	205 x 265 x 300
Product weight (g)	2420
Gift box dimensions w x h x d (mm)	210 x 295 x 320
Gift box weight (g)	2840
Gift box barcode	5011832050236
Transit barcode	N/A



Model	400015
Sub Brand	Total Control
Description	Stand mixer pro
Power	800 watts
Finish	Plastic with stainless steel bowl and trim
Capacity	5 litre mixing bowl
Speeds	6
Unique Cord Storage	
Motor Type	Load Sensing
Smart Response Technology	•
Accessories	Whisk Dough hook Mixing beater Splash guard
Additional Features	6 Auto-mixing programmes: Cake, egg whites, bread Pause function

Product dimensions w x h x d (mm)	230 x 335 x 390
Product weight (g)	5385
Gift box dimensions w x h x d (mm)	265 x 435 x 435
Gift box weight (g)	7380
Gift box barcode	5011832050212
Transit barcode	N/A



Model	403040
Sub Brand	Total Control
Description	Table Blender
Power	600 watts
Finish	Tritan BPA free
Capacity	1.5 litre working capacity
Speeds	5
Unique Cord Storage	•
Motor Type	Load Sensing
Smart Response Technology	•
Accessories	Measuring cup
Additional Features	4 Pre-set programs: Sauces/dips, Smoothies, Soup and ice Variable speed control Large and specifically angled powerful blades. 2 spouts: open and mesh

Product dimensions w x h x d (mm)	165 x 400 x 215
Product weight (g)	2954
Gift box dimensions w x h x d (mm)	218 x 268 x 383
Gift box weight (g)	5650
Gift box barcode	5011832052018
Transit barcode	5033114029396



Model	400505
Sub Brand	Total Control
Description	Hand Mixer
Power	350 watts
Finish	
Capacity	
Speeds	5 + Pulse
Unique Cord Storage	•
Motor Type	Load Sensing
Smart Response Technology	•
Accessories	Kneading blades Cake beaters Whisk
Additional Features	Speed lock Precision control trigger

Product dimensions w x h x d (mm)	90 x 195 x 310
Product weight (g)	1183
Gift box dimensions w x h x d (mm)	130 x 222 x 265
Gift box weight (g)	1583
Gift box barcode	5011832052216
Transit barcode	05033114029662



Model	403038
Sub Brand	Total Control
Description	Blend Express Pro
Power	300 watts
Finish	
Capacity	
Speeds	2 + Pulse
Unique Cord Storage	•
Motor Type	Load Sensing
Smart Response Technology	•
Accessories	750ml Jug 750ml Beaker 500ml Beaker 300ml Blending mill 2 x Travel lids 1 x Storage lid 1 x Cross blade 1 x Flat blade
Additional Features	Pre-set programmes: ice, salsa & dips, smoothies Portable BPA free

Product dimensions w x h x d (mm)	TBC
Product weight (g)	TBC
Gift box dimensions w x h x d (mm)	TBC
Gift box weight (g)	TBC
Gift box barcode	5011832055972
Transit barcode	05033114033287



Model	402050
Sub Brand	Total Control
Description	Hand Blender
Power	650 watts
Finish	Plastic
Capacity	
Speeds	8 + turbo
Motor Type	DC
Smart Response Technology	•
Unique Cord Storage	
Soft Touch Handle	•
Accessories	Stainless steel leg 500ml blending/storage beaker
Additional features	Slow start Precision control trigger Anti-splash technology Speed identification Serrator blade

Product dimensions w x h x d (mm)	65 x 390 x 65
Product weight (g)	985
Gift box dimensions w x h x d (mm)	154 x 246 x 186
Gift box weight (g)	1320
Gift box barcode	5011832049148
Transit barcode	05033114027231



Model	402052
Sub Brand	Total Control
Description	Hand Blender Set
Power	650 watts
Finish	Plastic
Capacity	
Speeds	8 + turbo
Motor Type	DC
Smart Response Technology	•
Unique Cord Storage	
Soft Touch Handle	•
Accessories	Stainless steel leg 500ml blending/storage beaker Mashing attachment Whisk attachment 500ml multi-vessel with blending lid and storage lid
Additional features	Slow start Precision control trigger Anti-splash technology Speed identification Serrator blade

Product dimensions w x h x d (mm)	65 x 390 x 65
Product weight (g)	1719
Gift box dimensions w x h x d (mm)	250 x 246 x 260
Gift box weight (g)	2280
Gift box barcode	5011832049162
Transit barcode	05033114027255



Model	402053
Sub Brand	Total Control
Description	Multi Set
Power	650 watts
Finish	Plastic
Capacity	
Speeds	8 + turbo
Motor Type	DC
Smart Response Technology	•
Unique Cord Storage	
Soft Touch Handle	•
Accessories	Stainless steel leg 500ml blending/storage beaker 2 x 600ml smoothie and shake vessel with a blending lid and 2 x drinking lids 3 x 500ml multi-vessel with blending lid and 2 x storage lid
Additional features	Slow start Precision control trigger Anti-splash technology Speed identification Serrator blade

Product dimensions w x h x d (mm)	65 x 390 x 65
Product weight (g)	2106
Gift box dimensions w x h x d (mm)	284 x 246 x 344
Gift box weight (g)	3240
Gift box barcode	5011832049179
Transit barcode	05033114027262



Model	402054
Sub Brand	Total Control
Description	Work Centre Set
Power	650 watts
Finish	Plastic
Capacity	
Speeds	8 + turbo
Motor Type	DC
Smart Response Technology	•
Unique Cord Storage	
Soft Touch Handle	•
Accessories	Stainless steel leg 1250ml workcentre with 2 x chopping blades/disks. (Disc 1: thin slicer, fine grater) (Disc 2: thick slicer, course grater) Blending lid
Additional features	Slow start Precision control trigger Anti-splash technology Speed identification Serrator blade

Product dimensions w x h x d (mm)	65 x 390 x 65
Product weight (g)	2060
Gift box dimensions w x h x d (mm)	260 x 246 x 280
Gift box weight (g)	2760
Gift box barcode	5011832049186
Transit barcode	05033114027279



Model	48780
Sub Brand	Intellisteam
Description	Intellisteam Steamer
Power	1600 watts
Finish	Painted
Capacity	8 litres
Rice Bowl	1 litre
Sauce Containers	2 x 500ml
Tiers	1
Dishwasher Safe	•
Visible Water Gauge	•
Programmable Settings	
Recipes	•
Additional Features	Programmable digital control – enables different foods and quantities to finish cooking at the same time

Product dimensions w x h x d (mm)	306 x 260 x 355
Product weight (g)	4725
Gift box dimensions w x h x d (mm)	358 x 318 x 385
Gift box weight (g)	5640
Gift box barcode	5011832027856
Transit barcode	N/A



Model	461007
Sub Brand	Supreme Precision
Description	3-in-1 Slow Cooker
Power	800 watts
Finish	Brushed stainless steel with plastic base
Capacity	6.5 litres
Portions	
Settings	3 slow cook and 1 fast stew setting
Digital Thermostat	•
Keep Warm	•
Toughened Glass Lid	•
Dishwasher Proof Pot	•
Cool Touch Handles	• (silicone)
Additional Features	Compact storage – base fits in pan Hob proof pot – suitable for gas or electric cookers

Product dimensions w x h x d (mm)	395 x 300 x 320
Product weight (g)	3303
Gift box dimensions w x h x d (mm)	214 x 358 x 358
Gift box weight (g)	4172
Gift box barcode	5011832049438
Transit barcode	N / A



Model	460751
Sub Brand	Supreme Precision
Description	Sear and Stew Slow Cooker
Power	238 watts
Capacity	4.5 litres
Portions	
Settings	Low, medium and high settings
Digital Thermostat	•
Keep Warm	•
Toughened Glass Lid	•
Dishwasher Proof Pot	•
Cool Touch Handles	• (silicone)
Additional Features	Compact storage – base fits in pan Hob proof pot – suitable for gas or electric cookers Non-stick coating Lightweight aluminium pan and construction

Product dimensions w x h x d (mm)	235 x 165 x 310
Product weight (g)	2196
Gift box dimensions w x h x d (mm)	274 x 190 x 354
Gift box weight (g)	2931
Gift box barcode	5011832049841
Transit barcode	N / A



Model	48319
Description	Breadmaker Premium Plus
Power	600 watts
Finish	Brushed stainless steel body
Capacity	2lb loaf
Programmable Settings	19 including fastbake
Loaf Settings	3
Digital Timer	•
Collapsible Blade	•
Viewing Window	•
Interior Light	•
Recipes	•
Additional Features	Fruit and nut dispenser



Model	48326
Description	Breadmaker
Power	600 watts
Finish	White
Capacity	2lb loaf
Programmable Settings	13 including fastbake
Loaf Settings	3
Digital Timer	•
Collapsible Blade	•
Viewing Window	•
Interior Light	•
Recipes	•

Product dimensions w x h x d (mm)	375 x 330 x 290
Product weight (g)	6207
Gift box dimensions w x h x d (mm)	332 x 384 x 428
Gift box weight (g)	7600
Gift box barcode	5011832031259
Transit barcode	N/A

Product dimensions w x h x d (mm)	375 x 330 x 290
Product weight (g)	6207
Gift box dimensions w x h x d (mm)	332 x 384 x 428
Gift box weight (g)	7600
Gift box barcode	5011832037527
Transit barcode	N/A



Model	480002
Description	Health Fryer
Power	1400 watts
Finish	Black plastic
Capacity	3 litre
Accessories	Cake tin and frying basket
Additional Features	Rapid air technology for even cooking Low oil frying Fry, bake, roast, grill and defrost functions Adjustable cooking times and temperature control Easy to use touch screen LED display Delay start function Start/pause Auto shut-off Cool touch and detachable handle Removable power-cord

Product dimensions w x h x d (mm)	279 x 313 x 337
Product weight (g)	5361
Gift box dimensions w x h x d (mm)	360 x 360 x 360
Gift box weight (g)	6400
Gift box barcode	5011832054579
Transit barcode	N/A

Household Cleaning



Model	720020
Description	9-in-1 Upright and Handheld Steam Cleaner
Power	1500 watts
Capacity	400ml
Heat Up Time	30 seconds instant refill
Running Time	14 minutes
Steam Settings	One steam setting, 30g/min
Controls	Handheld trigger, upright trigger
Easy Fill	<ul style="list-style-type: none">
Antiscale	
Suitable Surfaces	Carpets, hard floors, work surfaces, windows, tiles/grouting, ovens/hobs/BBQs, upholstery, taps/sanitary ware, garments
Cable Length	5 metres
Key USP	Upright and handheld mode, 9 different uses around the home
Accessories	2 x micro-fibre floor cloths, carpet glider, extension nozzle, upholstery attachment with elasticated cloth, worktop surface attachment with micro-fibre cloth, window cleaning attachment, angled jet nozzle, round brush, crevice brush, plastic scraper and bag for accessories

Product dimensions w x h x d (mm)	300 x 1100 x 140
Product weight (g)	3000
Gift box dimensions w x h x d (mm)	230 x 650 x 245
Gift box weight (g)	4230
Gift box barcode	5011832043474
Transit barcode	5033114021970



Model	720027
Description	13-in-1 Upright and Handheld Steam Cleaner
Power	1300 watts
Capacity	300ml
Heat Up Time	30 seconds instant refill
Running Time	15 minutes
Steam Settings	Variable
Controls	Handheld trigger, upright trigger
Easy Fill	<ul style="list-style-type: none">
Antiscale	
Suitable Surfaces	Carpets, hard floors, work surfaces, windows, tiles/grouting, ovens/hobs/BBQs, upholstery, taps/sanitary ware, garments
Cable Length	5 metres
Key USP	Upright and handheld mode, 13 different uses, spray function and extra large floorhead
Accessories	1 x micro-fibre floor cloth for hard floors, 1 x micro-fibre floor cloth for carpets, carpet glider, extension nozzle, upholstery attachment with elasticated cloth, worktop surface nozzle with micro-fibre cloth, window cleaning attachment, angled jet nozzle, round brass brush, crevice brush, plastic scraper and bag for accessories

Product dimensions w x h x d (mm)	280 x 1175 x 220
Product weight (g)	3160
Gift box dimensions w x h x d (mm)	236 x 655 x 260
Gift box weight (g)	4830
Gift box barcode	5011832051974
Transit barcode	5033114029303

Garment Care



Model	360001
Sub Brand	Redefine
Description	Vapocare
Wattage	950 watts
Soleplate	THERMOGLASS™
Vapour technology	<ul style="list-style-type: none">
Precision nozzle	<ul style="list-style-type: none">
Limescale management	100% limescale free
Precision temperature control	<ul style="list-style-type: none">
LED temperature indicator	<ul style="list-style-type: none">
LED vapour indicator	<ul style="list-style-type: none">
Auto Shut Off	<ul style="list-style-type: none">
Water tank capacity	600ml
Audible dry tank alert	<ul style="list-style-type: none">
Power cord length	2m
Water cord supply	1.6m

Product dimensions w x h x d (mm)	195 x 220 x 345
Product weight (g)	2640
Gift box dimensions w x h x d (mm)	216 x 284 x 416
Gift box weight (g)	3969
Gift box barcode	5011832051394
Transit barcode	N / A



Model	330001
Sub Brand	Power Steam Elite with Surge
Description	Steam Generator
Wattage	2400 watts
Soleplate	Ceramic
Water Tank Capacity	2 litres
Anti-scale	Limescale management
Steam Shot	300g
Steam Rate	160g
Variable Steam	<ul style="list-style-type: none">
Vertical Steam	<ul style="list-style-type: none">
Non-drip System	
Auto Shut Off	<ul style="list-style-type: none">
Water Spray	
Bar Pressure	6.5
Steam Surge	<ul style="list-style-type: none">
Power Cord Length	1.8 metres
Steam Cord Supply	1.6 metres

Product dimensions w x h x d (mm)	200 x 300 x 380
Product weight (g)	4960
Gift box dimensions w x h x d (mm)	275 x 359 x 438
Gift box weight (g)	6550
Gift box barcode	5011832043085
Transit barcode	N / A



Model	300260
Sub Brand	Breeze
Description	
Colour	Black
Wattage	2400 watts
Soleplate	Ceramic
Water Tank Capacity	350ml
Anti-scale	<ul style="list-style-type: none">•
Anti-drip	<ul style="list-style-type: none">•
Steam Shot	120g
Steam Rate	45g
Variable Steam	<ul style="list-style-type: none">•
Vertical Steam	<ul style="list-style-type: none">•
Non-drip System	<ul style="list-style-type: none">•
Auto Shut Off	<ul style="list-style-type: none">•
Water Spray	<ul style="list-style-type: none">•
Power Cord Length	2 metres
Self Clean	<ul style="list-style-type: none">•
Additional Features	Twin steam technology

Model	300261
Sub Brand	Breeze
Description	
Colour	Blue
Wattage	2400 watts
Soleplate	Ceramic
Water Tank Capacity	350ml
Anti-scale	<ul style="list-style-type: none">•
Anti-drip	<ul style="list-style-type: none">•
Steam Shot	120g
Steam Rate	45g
Variable Steam	<ul style="list-style-type: none">•
Vertical Steam	<ul style="list-style-type: none">•
Non-drip System	<ul style="list-style-type: none">•
Auto Shut Off	<ul style="list-style-type: none">•
Water Spray	<ul style="list-style-type: none">•
Power Cord Length	2 metres
Self Clean	<ul style="list-style-type: none">•
Additional Features	Twin steam technology

Model	300259
Sub Brand	Breeze
Description	
Colour	Red
Wattage	2400 watts
Soleplate	Ionic ceramic
Water Tank Capacity	350ml
Anti-scale	<ul style="list-style-type: none">•
Anti-drip	<ul style="list-style-type: none">•
Steam Shot	120g
Steam Rate	45g
Variable Steam	<ul style="list-style-type: none">•
Vertical Steam	<ul style="list-style-type: none">•
Non-drip System	<ul style="list-style-type: none">•
Auto Shut Off	<ul style="list-style-type: none">•
Water Spray	<ul style="list-style-type: none">•
Power Cord Length	2 metres
Self Clean	<ul style="list-style-type: none">•
Additional Features	Twin steam technology

Model	303110
Sub Brand	Turbosteam PRO
Description	
Colour	Pink
Wattage	2400 watts
Soleplate	Ionic
Water Tank Capacity	400ml
Anti-scale	<ul style="list-style-type: none">•
Anti-drip	<ul style="list-style-type: none">•
Steam Shot	170g
Steam Rate	50g
Variable Steam	<ul style="list-style-type: none">•
Vertical Steam	<ul style="list-style-type: none">•
Non-drip System	<ul style="list-style-type: none">•
Auto Shut Off	<ul style="list-style-type: none">•
Water Spray	<ul style="list-style-type: none">•
Power Cord Length	3 metres
Self Clean	<ul style="list-style-type: none">•
Additional Features	Tri zone technology

Model	303111
Sub Brand	Turbosteam PRO
Description	
Colour	Blue
Wattage	2400 watts
Soleplate	Ionic
Water Tank Capacity	400ml
Anti-scale	<ul style="list-style-type: none">•
Anti-drip	<ul style="list-style-type: none">•
Steam Shot	170g
Steam Rate	50g
Variable Steam	<ul style="list-style-type: none">•
Vertical Steam	<ul style="list-style-type: none">•
Non-drip System	<ul style="list-style-type: none">•
Auto Shut Off	<ul style="list-style-type: none">•
Water Spray	<ul style="list-style-type: none">•
Power Cord Length	3 metres
Self Clean	<ul style="list-style-type: none">•
Additional Features	Tri zone technology

Model	303106
Sub Brand	Turbosteam PRO
Description	
Colour	Black
Wattage	2400 watts
Soleplate	Ionic
Water Tank Capacity	400ml
Anti-scale	<ul style="list-style-type: none">•
Anti-drip	<ul style="list-style-type: none">•
Steam Shot	200g
Steam Rate	55g
Variable Steam	<ul style="list-style-type: none">•
Vertical Steam	<ul style="list-style-type: none">•
Non-drip System	<ul style="list-style-type: none">•
Auto Shut Off	<ul style="list-style-type: none">•
Water Spray	<ul style="list-style-type: none">•
Power Cord Length	3 metres
Self Clean	<ul style="list-style-type: none">•
Additional Features	Tri zone technology Electronic dial

Product dimensions w x h x d (mm)	120 x 150 x 280
Product weight (g)	1204
Gift box dimensions w x h x d (mm)	134 x 164 x 305
Gift box weight (g)	1482
Gift box barcode	5011832050014
Transit barcode	05033114027996

Product dimensions w x h x d (mm)	120 x 150 x 280
Product weight (g)	1271
Gift box dimensions w x h x d (mm)	134 x 164 x 305
Gift box weight (g)	1548
Gift box barcode	5011832050021
Transit barcode	05033114028009

Product dimensions w x h x d (mm)	120 x 150 x 280
Product weight (g)	1204
Gift box dimensions w x h x d (mm)	134 x 164 x 305
Gift box weight (g)	1482
Gift box barcode	5011832050007
Transit barcode	05033114027989

Product dimensions w x h x d (mm)	120 x 153 x 295
Product weight (g)	1545
Gift box dimensions w x h x d (mm)	136 x 170 x 320
Gift box weight (g)	1782
Gift box barcode	5011832052438
Transit barcode	05033114029877

Product dimensions w x h x d (mm)	120 x 153 x 295
Product weight (g)	1545
Gift box dimensions w x h x d (mm)	136 x 170 x 320
Gift box weight (g)	1782
Gift box barcode	5011832052445
Transit barcode	05033114029884

Product dimensions w x h x d (mm)	120 x 153 x 295
Product weight (g)	1545
Gift box dimensions w x h x d (mm)	136 x 170 x 320
Gift box weight (g)	1782
Gift box barcode	5011832050731
Transit barcode	05033114028580