

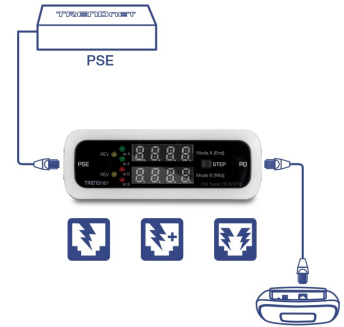




Inline PoE Tester

TC-NTP1 (v1.0R)

- Comprehensive PoE cable tester for network professionals
- Three testing modes with convenient dip-switch toggle
- Troubleshoot PoE issues in real-time
- For use with IEEE 802.3af/at/bt, and non-standard passive PoE devices
- PoE inline testing measures voltage, amperage, polarity, and wattage of the connected PD
- Four digit 7-segment LED display for clear and accurate readings
- User-friendly design with battery-free operation
- Compact and lightweight for on-the-go testing

TRENDnet's Inline PoE Tester, model TC-NTP1, is a comprehensive PoE cable tester for network professionals. This compact tool accurately tests 4PPoE, PoE+, PoE, and passive PoE technologies. The TC-NTP1 PoE cable tester works on active connections, and is designed to sit inline between the PoE source and PoE device. The PoE cable tester then displays real-time PoE information such as wattage, voltage, and amperage for that connection.



Testing Modes

The TC-NTP1 has three testing functions: T-mode (for testing ports on your PSE device to determine the PoE switch's or injector's PoE type, and voltage output); N-mode (for non-standard passive PoE devices); and I-mode (for PoE inline testing, displaying voltage, amperage, and wattage of the connected PD).

Step Button

The convenient step button on the PoE cable tester allows users to cycle through voltage, amperage, and wattage readouts. It also allows users to lock the display to a specific readout (e.g. wattage) for real-time monitoring.

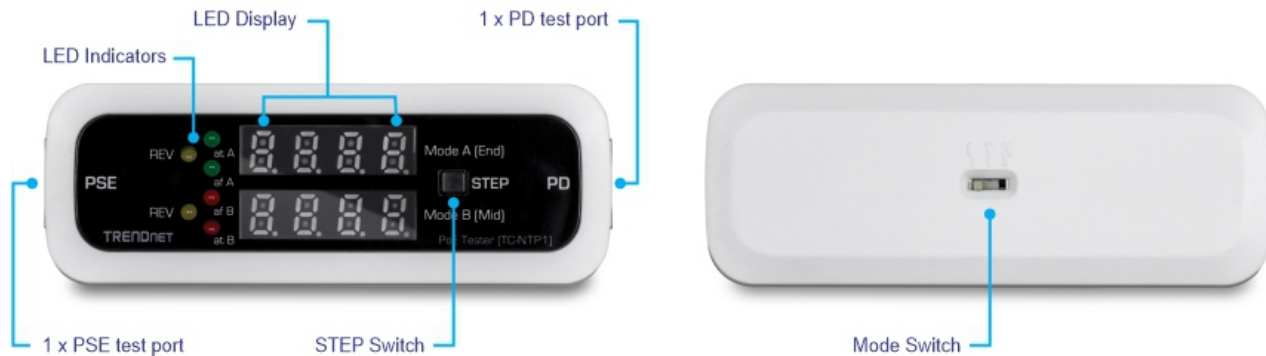
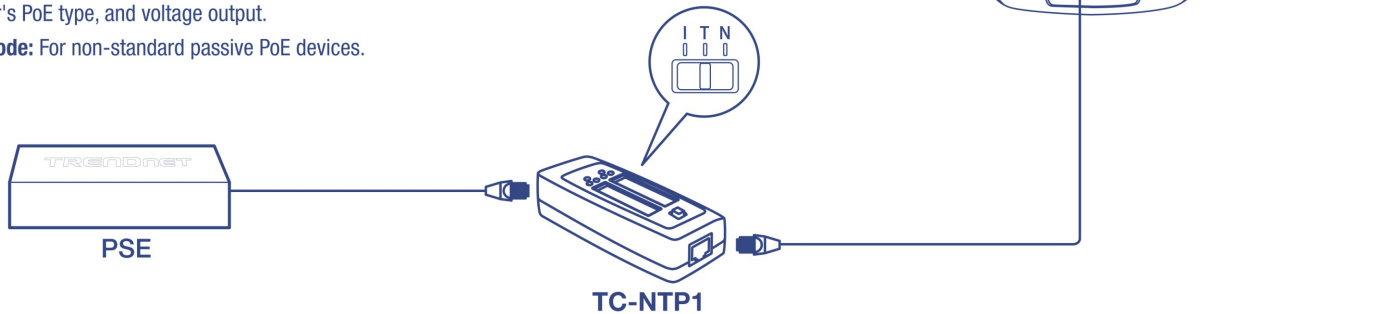
Compatibility

The PoE cable tester is compatible with IEEE 802.3af/at/bt PoE devices up to 100W, and non-standard passive PoE devices from 11V – 60V.

NETWORKING SOLUTION

TC-NTP1 Modes

- 1. I-Mode:** For PoE inline testing, displaying voltage, amperage, and wattage of the connected PD.
- 2. T-Mode:** For testing ports on your PSE device to determine the PoE switch's or injector's PoE type, and voltage output.
- 3. N-mode:** For non-standard passive PoE devices.



FEATURES



Ports

Equipped with 1 x Gigabit port for PSE connection, and 1 x Gigabit port for PD connection



Testing Modes

The TC-NTP1 supports three testing functions. T-mode allows you to test your PSE device to determine the PoE switch's or injector's supported PoE standards, as well as voltage output. N-mode is used for non-standard passive PoE devices. I-mode is used for PoE inline testing, which displays the voltage, amperage, and wattage of the connected PD



Step Button

The convenient step button on the PoE cable tester allows users to cycle through voltage, amperage, and wattage readouts. It also allows users to lock the display to a specific readout (e.g. wattage) for real-time monitoring



PoE Support

PoE cable tester supports IEEE 802.3af/at/bt, and non-standard passive PoE devices



LED Indicators

LED indicators on the PoE cable tester convey PoE type (active/passive), sources, polarity, and power



Compatibility

Compatible with IEEE 802.3af/at/bt PoE devices up to 100W, and non-standard passive PoE devices from 11V – 60V



Blue LED Display

Convenient front-panel 4-digit seven-segment LED display on the PoE cable tester cycles between voltage, wattage, and amperage readings



Compact Design

Small and compact design of the PoE cable tester is perfectly pocketable for on-the-go PoE testing



Toggle Switch

Switch between testing modes using the convenient toggle switch located at the bottom of the PoE cable tester



User-Friendly

TC-NTP1 PoE cable tester provides battery-free operation, and is ready for use right out of the box; just plug-in to start testing

SPECIFICATIONS

Standards

- IEEE 802.3
- IEEE 802.3u
- IEEE 802.3ab
- IEEE 802.3af
- IEEE 802.3at
- IEEE 802.3bt (type 3 & 4)

Device Interface

- 1 x PSE test port
- 1 x PD test port
- STEP Switch
- Mode Switch

Supported Testing

- Standard active/passive PoE
- Passive PoE: 11V – 60V
- PoE-PoH (power over HDBaseT)
- Inline power level monitor
- Mode A and B

Modes

- T mode: detects PSE status
- N mode: detects passive PoE and inline testing
- I mode: monitor and test real time power status

Voltage Range

- Standard PoE: 36V – 60V
- Passive PoE: 11V – 60V
- Max. current: 990mA/50W per mode @ 50V, total up to 2A/100W

STEP button

- Display voltage value
- Select specific data to display

Display

- 4 LEDs indicate PoE standards
- Dual 7-digit LEDs indicate Mode A/B/BT
- 2 yellow LEDs indicate reversed polarity for power type
- Display rotates between voltage (U/Volts), current (A/mAs) and power (P/Watts)

Operating Temperature

- 0° – 50° C (32° – 122° F)

Operating Humidity

- Max. 95% non-condensing

Dimensions

- 100 x 36 x 26mm (3.9 x 1.4 x 1 in.)

Weight

- 46g (1.6 oz.)

Certifications

- CE
- FCC

Warranty

- 2-year

Package Contents

- TC-NTP1
- Quick Installation Guide

All references to speed are for comparison purposes only. Product specifications, size, and shape are subject to change without notice, and actual product appearance may differ from that depicted herein.