



**BY-VG330**  
Universal smartphone video kit  
多功能手机拍摄套装

Instruction Manual

### Instruction

Thanks for purchasing BOYA!  
BY-VG330 is a universal smartphone video kit that consists of BY-MM1 condenser microphone, smartphone clamp, ball head, extension tube, mini tripod, clamp with cold shoe mount. Lightweight and compact design, it's very convenient to take no matter indoor or outdoor recordings, and on location. No extra accessories required, you can get a hassle-free audio solution with no compromised sound. It's well-suited for video shooting, vlogging, podcasting, and more.

**NOTE:** Smartphone and LED light are not included.

### Features:

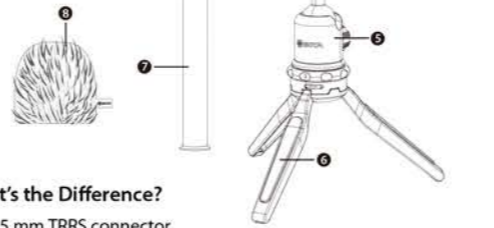
- Universal smartphone video kit
- Ideal for Youtuber, vlogger, videographer
- Fits most smartphones
- Cardioid shotgun microphone
- Tilt and swivel ball head control
- Includes BY-MM1 condenser microphone, smartphone clamp, ball head, extension tube, mini tripod, clamp with cold shoe mount

### Specification:

Transducer:	Electret Condenser
Polar pattern:	Cardioid
Frequency Response:	35-18KHz +/-3dB
Sensitivity:	-42dB +/- 1dB / 0dB=1V/Pa, 1kHz
Signal to Noise Ratio:	76dB SPL
Plug:	3.5mm TRS and TRRS connector
Dimensions:	Microphone Size: $\Phi 22 \times 81$ mm Extension Tube Length: 160-250mm
Weight	455g

### Product Structure:

1. BY-MM1 Shotgun Microphone
2. Rycote® Lyre® Shock Mount
3. Smartphone Clamp
4. Clamp with Cold Shoe Mount
5. Ball Head
6. Mini Tripod
7. Extension Tube
8. Furry Windscreen



### What's the Difference?

- ① 3.5 mm TRRS connector  
- For Smartphones, tablet and computers
- ② 3.5 mm TRS connector  
- For cameras, camcorders, audio recorders and other audio/video recording devices.

### Quick Setup Guide:

#### Adjust the height of the feet:

1) The mini tripod can be folded up in any position, and before adjusting the angle of the feet, the feet must be folded up.

2) Rotate the adjustment screw on mini tripod clockwise to make the feet stand taller.

3) Rotate the adjustment screw on mini tripod counter-clockwise to make the feet stand at a wider angle to make it shorter.

#### Adjust the ball head:

Turn the ball head locking screw counter-clockwise, then adjust the upper part to your desired position. Turn the ball head locking screw clockwise to tighten.

#### Adjust the extension tube:

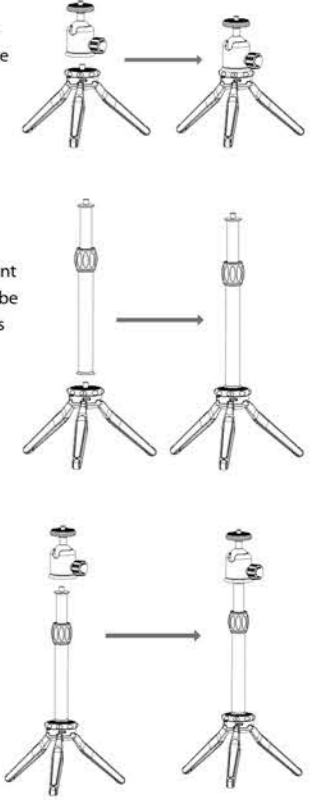
Turn the extension tube locking screw counter-clockwise and adjust the extension tube to your desired height, then turn the locking screw clockwise and make sure it is securely fastened.

### Accessories installation

1. If you do not need to shoot at a different height, then mount the ball head onto the mini tripod directly as shown below.

2. If you need to shoot at a different height, mount the extension tube onto the mini tripod, ensure it is locked tightly.

3. Mount the ball head onto the extension tube, make sure it is locked tightly.



感谢您选择BOYA!

BY-VG330是一款多功能手机拍摄套装。其中，套装里配备了BY-MM1电容麦克风，手机夹，球形云台，伸缩管，迷你三脚架，冷靴座增位夹。轻便小巧的结构设计，可随时随地进行户外录音和外景拍摄。同时，BY-VG330套装是一个完美的音频解决方案。无需额外的配件，就能轻松地录制出清晰的音频。非常适合于视频拍摄，直播，播客，视频制作等场景。

**注意：**本套装不包含手机和LED灯（一切以实物为准）

### 特点：

- 多功能拍摄套装
- 视频博主，直播主播，摄影爱好者等人群
- 兼容大部分手机进行网络直播和视频拍摄
- 心型麦克风
- 可旋转球形云台
- 套装包含BY-MM1电容麦克风手机夹，球形云台，伸缩管，迷你三脚架，冷靴座增位夹

### 参数：

传感器：	驻极体电容麦克风
指向性：	心型指向
频率响应：	35-18KHz/+3db
灵敏度：	-42分贝+/-1db/db 0=1v/pa,1khz
信噪比：	76分贝
音频插头：	3.5毫米 TRS 和 TRRS 插头
规格：	麦克风尺寸： $\Phi 22 \times 81$ mm 伸缩管长度：160-250mm
重量：	455g

### 产品结构：

1. BY-MM1电容麦克风
2. Rycote® Lyre®防震架
3. 手机夹
4. 冷靴座增位夹
5. 球形云台
6. 迷你三脚架
7. 伸缩管
8. 防风毛



### 音频线介绍：

- ① 3.5 毫米 TRRS 音频插头  
- 可用于手机、平板电脑、笔记本电脑等
- ② 3.5 毫米 TRS 音频插头  
- 用于相机、摄像机、录音笔和其他音频/视频记录设备。

### 快速安装指南

#### 三脚架高度调节：

- 1) 在调整脚架高度之前，请将三脚架收纳起来，解锁调节旋钮；否则，调节旋钮处于锁定状态。

2) 将旋钮顺时针旋转，为调高脚架模式。

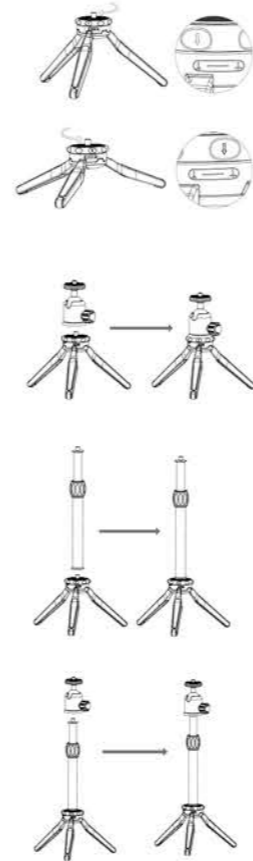
3) 将旋钮逆时针旋转，为降低脚架模式。

#### 如何安装：

1. 若无拍摄高度要求的情况下，可将球形云台直接安装在在三脚架上；安装完成后，请确保旋钮处于锁紧状态。

2. 根据自身拍摄需要调整伸缩管长度，将伸缩管安装在三脚架上；安装完成后，请确保旋钮处于锁紧状态。

3. 再把球形云台安装在伸缩管上，确保旋钮处于锁紧状态；安装完成后，请确保旋钮处于锁紧状态。



云台角度调节：  
逆时针扭松固定旋钮，根据自身拍摄需要调整至合适角度，再顺时针拧紧。

伸缩管长度调节：  
逆时针扭松固定旋钮，根据自身拍摄需要调整至合适长度，再顺时针拧紧。

#### 使用场景A：



#### 使用场景B：



www.boya-mic.com

**SHENZHEN JIAYZ PHOTO INDUSTRIAL, LTD.**  
The BOYA logo is a trademark which is registered and owned by Shenzhen Jiayz Photo Industrial, Ltd. COPY RIGHT 2010-2020  
深圳市长丰影像器材有限公司  
地址:深圳市观澜街道章阁大富路智能终端产业园A16栋  
TEL: 400 6131096  
Email: sales@boya-mic.com  
www.boya-mic.com / www.jiayz.com