



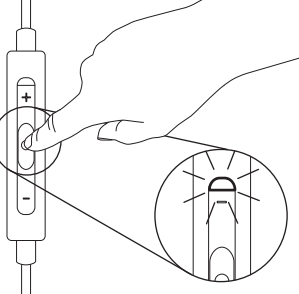
FRONT




Bluetooth Discovery Mode
To enter Bluetooth discovery mode, from an off state, depress and hold the center button until light flashes red and blue.




red & blue (flashing)



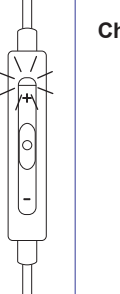
Select "Koss Porta Pro Wireless" on transmitting device to pair



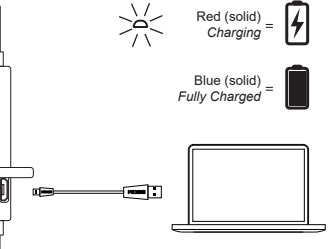
Bluetooth Paired
When the indicator light flashes blue once every 5 seconds, the device is paired with Bluetooth.







blue (flashing)
1flash/ 5s



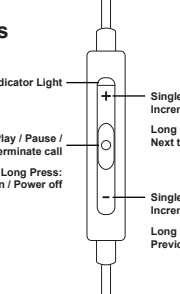
Charging



Red (solid) = Charging =  

Blue (solid) = Fully Charged =  

Controls



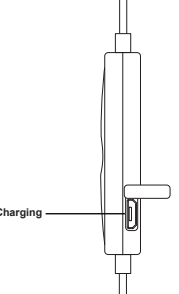
Indicator Light

Single Press: Play / Pause / Answer / Terminate call
Long Press: Power on / Power off

Single Press: Incremental volume increase
Long Press: Next track

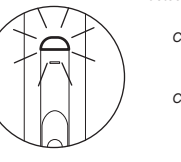
Single Press: Incremental volume decrease
Long Press: Previous track


Ports





USB Charging


Light Language




Blue (flashing) = Paired = 

Blue & Red (flashing) = Bluetooth Discovery Mode = 

Blue (solid) = Charger Connected, Fully Charged = 

Red (solid) = Charger Connected, Charging = 

Red (flashing) = Low Battery = 

Hearing is Believing

BACK

changes or modifications not expressly approved by the party responsible for compliance could void the user's authority to operate the equipment.

This equipment has been tested and found to comply with the limits for a Class B digital device, pursuant to Part 15 of the FCC Rules. These limits are designed to provide reasonable protection against harmful interference in a residential installation. This equipment generates, uses and can radiate radio frequency energy and, if not installed and used in accordance with the instructions, may cause harmful interference to radio communications. However, there is no guarantee that interference will not occur in a particular installation.

If this equipment does cause harmful interference to radio or television reception, which can be determined by turning the equipment off and on, the user is encouraged to try to correct the interference by one or more of the following measures:

- Reorient or relocate the receiving antenna.
- Increase the separation between the equipment and receiver.
- Connect the equipment into an outlet on a circuit different from that to which the receiver is connected.
- Consult the dealer or an experienced radio/TV technician for help.

This device complies with part 15 of the FCC rules and Industry Canada license-exempt RSS standard(s). Operation is subject to the following two conditions:

- (1) this device may not cause interference, and
- (2) this device must accept any interference, including interference that may cause undesired operation of the device.

Le présent appareil est conforme aux CNR d'Industrie Canada applicables aux appareils radio exempts de licence. L'exploitation est autorisée aux deux conditions suivantes :

- (1) l'appareil ne doit pas produire de brouillage, et
- (2) l'utilisateur de l'appareil doit accepter tout brouillage radioélectrique subi, même si le brouillage est susceptible d'en compromettre le fonctionnement.

WARNING
Please read these safety warnings carefully to ensure your personal safety and prevent property damage.



- Do not leave your devices in close proximity to open flames or extreme sources of heat.
- Do not expose your devices to liquid or extreme humidity.
- Do not drop, disassemble, microwave, incinerate or paint your devices.
- Do not expose your devices to extreme high or low temperatures.
- Clean your devices with a clean, dry cloth.
- Do not leave your devices in direct sunlight for an extended period of time.
- Do not dispose of your devices in a fire. The battery could explode causing injury or death.
- Do not attempt to clean your devices while they are being charged.
- Only charge your devices with the components supplied with the devices.
- Do not attempt to disable the devices, chargers or cables or force open the built-in battery.
- Do not charge your devices in damp areas or in extreme high or low temperatures.
- Do not leave or store the devices or any of their accessories near or over your automobile's airbags, because serious injury may result

KOSS stereophones
Koss Corporation • 4129 N. Port Washington Ave.
Milwaukee, WI 53212 / USA • 1-800-USA-KOSS (1-800-872-5677)
Koss-UK Ltd., Registered Office Address
One New Change, London, EC4M 9AF / UK
For warranty information visit www.koss.com.

1-YEAR LIMITED WARRANTY
KOSS, KOSS and Design, THE SOUND OF KOSS, and HEARING IS BELIEVING are Registered in U.S. Patent and Trademark Office and are trademarks of Koss Corporation in other countries. Product features and specifications are subject to change without notice. Product may vary from images shown.

CE Warning
Listen at moderate volumes to avoid hearing damage.
This equipment is in compliance with the essential requirements and other relevant provisions of Directive 2014/53/EU.

Qualcomm aptX is a product of Qualcomm Technologies, Inc. and/or its subsidiaries. Qualcomm is a trademark of Qualcomm Incorporated, registered in the United States and other countries. aptX is a trademark of Qualcomm Technologies International, Ltd., registered in the United States and other countries.

Caution:
Use the product in the environment with the temperature Between -10°C and 45°C; Otherwise, it may damage your phone. It can be operated under 2000m. For the following equipment:
Product Name: Bluetooth Headset
Brand Name: KOSS
Model: Koss Porta Pro Wireless
Koss Corporation hereby declares that this [Name: Bluetooth Headset, Model: Koss Porta Pro Wireless] is in compliance with the essential requirements and other relevant provisions or directive 2014/53/EU.

Bluetooth	
Support Standard:	802.15.1
Frequency Range:	2402-2480MHz
Max RF Output Power:	5.620Bm (EIRP)
Type of Modulation:	GFSK, Pi4 DQPSK, 8DPSK
Data Rate:	1Mbps, 2Mbps, 3Mbps
Quantity of Channels:	79

The product shall only be connected to a USB interface of version USB2.0 or higher; connection to a power USB is allowed. This product can be used across EU member states. CAUTION: RISK OF EXPLOSION IF BATTERY IS REPLACED BY AN INCORRECT TYPE. DISPOSE OF USED BATTERIES ACCORDING TO THE INSTRUCTIONS. Do not use other unauthorized chargers or power supplies for charging. Do not use the product in environment below -10°C or above 45°C for charging.

Manufacturer: DuanGuang BeiZhenHong Limited
Address: 3 Xin Yuan Street, Junzhou No. 2 Industrial Zone, Shijie Town, DongGuang GuangDong Province, P.R.C.

Lithium Ion Battery:
Model: PR500, 3.7V, 220mAh
DongGuang Golden CEL Battery Co., Ltd
Add: No. 31, Yinxu Industrial Park,
JiaoYi(Tang Management Zone, TangXia,
DongGuang, GuangDong, China

FCC RF Exposure Warning
The device has been evaluated to meet general RF exposure requirement. The device can be used in portable exposure condition without restriction.

ISED RF Exposure Warning
This radio transmitter (ISED certification number: 10021A-PORTAPROBT) has been approved by Industry Canada to operate with the antenna types listed with the maximum permissible gain indicated. Antenna types not included in this list, having a gain greater than the maximum gain indicated for that type, are strictly prohibited for use with this device.

Le présent émetteur radio (ISED certification number: 10021A-PORTAPROBT) a été approuvé par Industrie Canada pour fonctionner avec les types d'antenne énumérés ci-dessous et ayant un gain admissible maximal. Les types d'antenne non inclus dans cette liste, et dont le gain est supérieur au gain maximal indiqué, sont strictement interdits pour l'exploitation de l'émetteur.

Scale = 1:1
 = Dieline
 = Fold Lines